

THIS CALL IS BEING RECORDED

# DHS Provider Briefings

**Briefings occur weekly, on Thursdays, at 4:30 PM**

March 25, 2021



# Agenda

- Announcements
- Allegheny County Safety and Justice Project Update
- Program updates



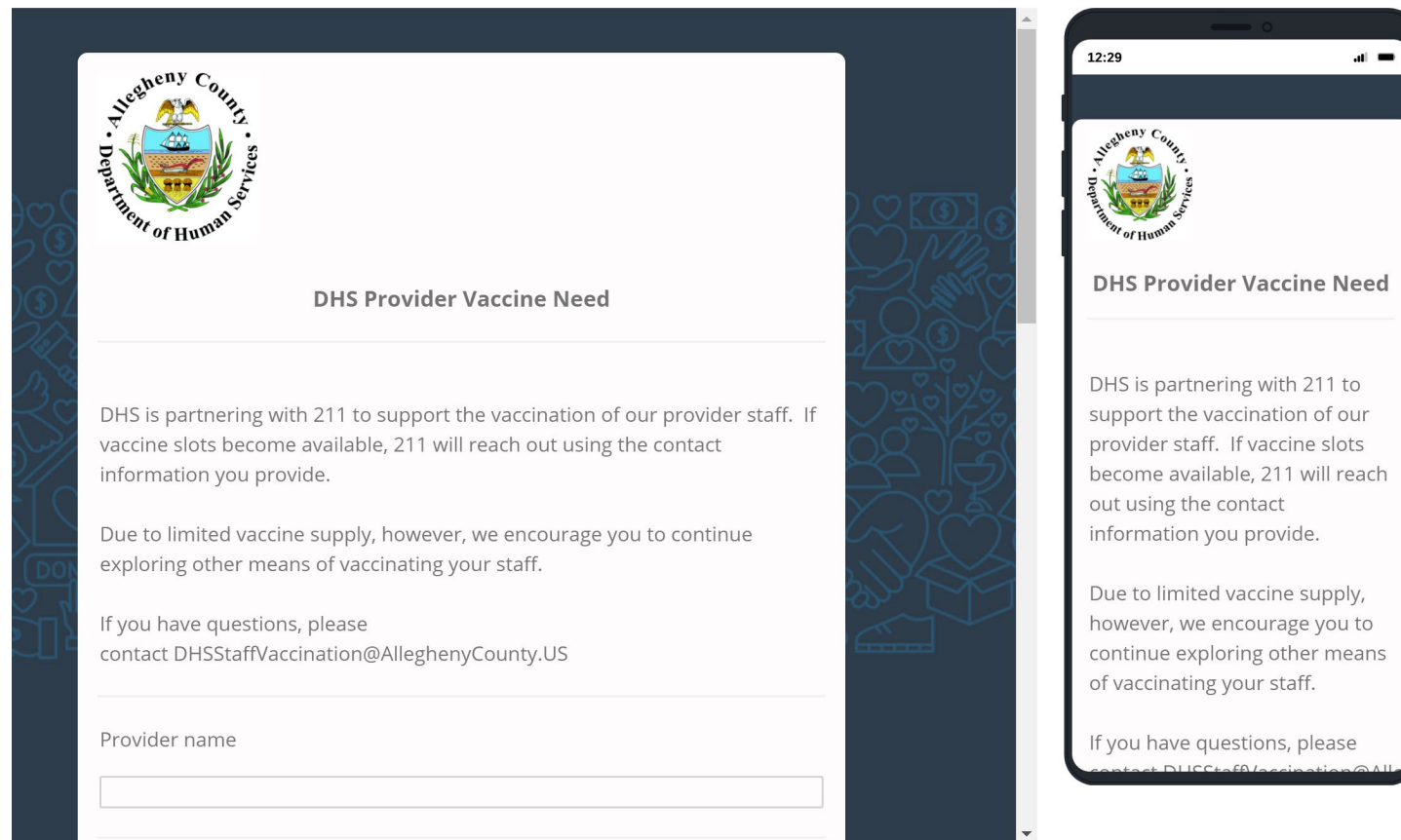
# Active Solicitations

- **RFP for Psychiatric Residential Treatment Facility**
  - Proposals due April 1
  - Proposals submitted through CCBH, not DHS, but can find RFP on our Solicitations page
- **RFP for Housing Mobility Services for Families in the Housing Choice Voucher Program (Section 8)**
  - Proposals due April 23

[Link](#) to DHS Solicitations

# Reporting Vaccine Need

Please fill out this survey to share how many of your eligible staff and clients still need the COVID-19 vaccine: <https://bit.ly/2QGjfmj>



The image displays a survey form titled "DHS Provider Vaccine Need" from the Allegheny County Department of Human Services. The form is shown in two views: a desktop view on the left and a mobile view on the right. The desktop view shows the full content of the survey, including the Allegheny County logo, the title, and three paragraphs of text. The mobile view shows the same content but with a smaller font size and a scroll bar on the right side. The text in the survey is as follows:

**Allegheny County**  
Department of Human Services

### DHS Provider Vaccine Need

DHS is partnering with 211 to support the vaccination of our provider staff. If vaccine slots become available, 211 will reach out using the contact information you provide.

Due to limited vaccine supply, however, we encourage you to continue exploring other means of vaccinating your staff.

If you have questions, please contact [DHSStaffVaccination@AlleghenyCounty.US](mailto:DHSStaffVaccination@AlleghenyCounty.US)

Provider name

# Free Lamination of Covid-19 Vaccine Cards at Staples

This is a great opportunity for those fully vaccinated to ensure your card is saved in good condition.

The service is offered at all Staples locations until 4/3/21 and should take a minimum of 10 minutes.

Make it official and get those vaccine cards laminated

The advertisement features a large blue heart icon with a white checkmark and the text "HEALTHY & SAFE". Below this, the text reads "FREE LAMINATION of your COVID-19 vaccination record card." and "In store only. Coupon code: 81450 Valid through 4/3/21." The Staples Connect logo is at the bottom left. On the right, a sample of a "COVID-19 Vaccination Record Card" is shown, featuring the CDC logo and a table for recording vaccine information.

Vaccine	Product Name/Manufacturer Lot Number	Date	Healthcare Professional or Clinic Site
1 <sup>st</sup> Dose COVID-19		mm/dd/yy	
2 <sup>nd</sup> Dose COVID-19		mm/dd/yy	
Other		mm/dd/yy	
Other		mm/dd/yy	

# PA Department of Health Amends Universal Face Coverings Order to align with CDC

- **Effective March 17th, PA Secretary of Health Alison Beam amended [the existing Universal Face Coverings order](#) from November 2020, to align with the [CDC Recommendations for Fully Vaccinated People](#).**
- Per CDC guidance, there are several activities that fully vaccinated people can resume as low risk to themselves, while being mindful of the potential risk of transmitting the virus to others. Those activities include:
  - Visiting with other fully vaccinated people indoors without wearing masks or physical distancing;
  - Visiting with unvaccinated people from a single household who are at low risk for severe COVID-19 disease indoors without wearing masks or physical distancing; and
  - Refraining from quarantine and testing following a known exposure, if asymptomatic.
- Fully vaccinated people should continue to take precautions in public, like: wearing a mask and practicing physical distancing; avoiding medium- and large-sized in-person gatherings; getting tested if they experience COVID-19 symptoms; following guidance issued by employers; and follow travel requirements and recommendations.
- People are considered fully vaccinated for COVID-19 more than two weeks after they have received the second dose in a two-dose series or more than two weeks after they have received a single-dose vaccine.

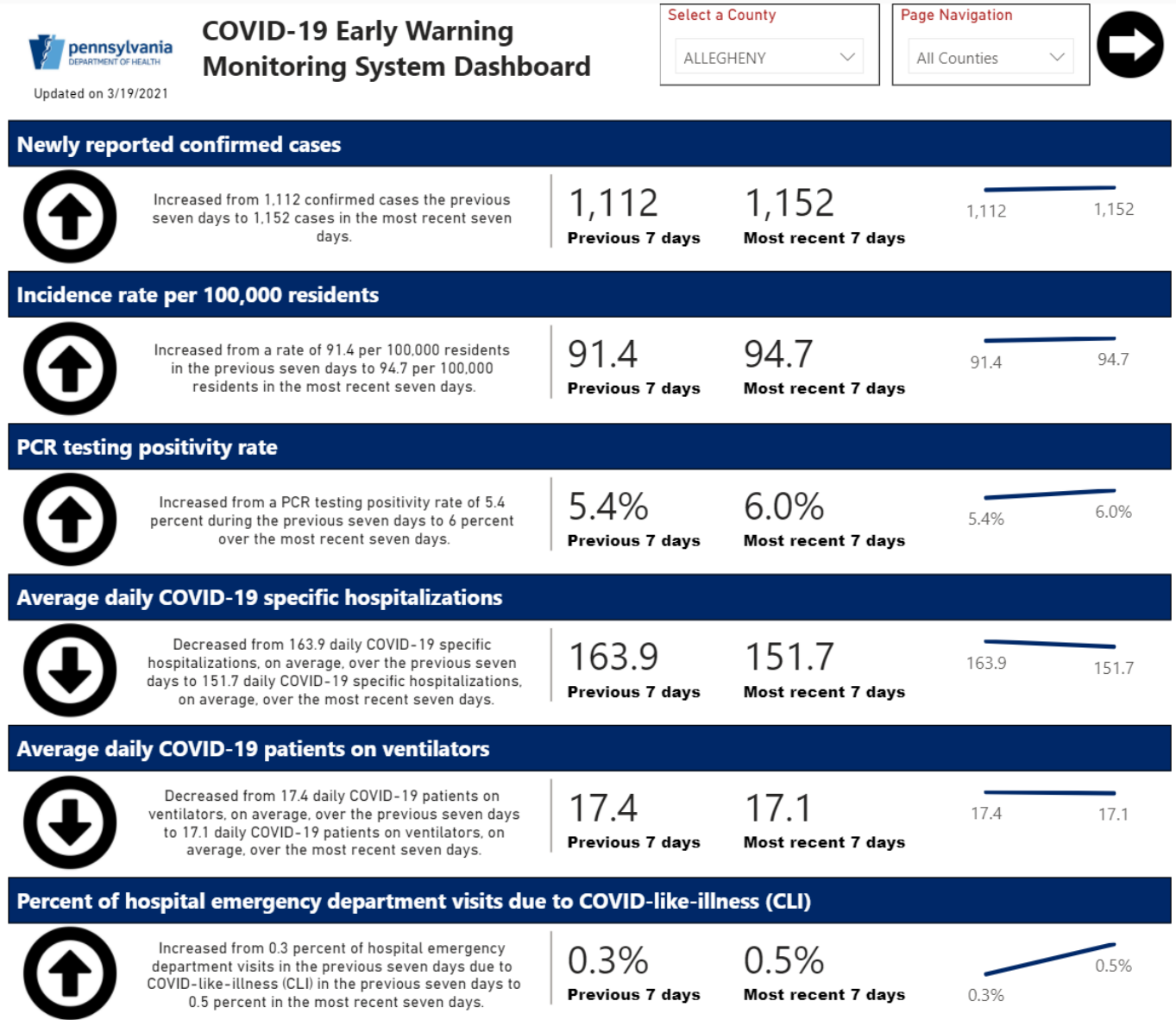
# Allegheny County Health Department Extends Phase 1A Eligibility at County Vaccination Sites

- **Beginning immediately, the Allegheny County Health Department will vaccinate individuals aged 16 (Pfizer) or 18 (Moderna) to 64 who meet the Pennsylvania Phase 1A medical conditions.**
- Phase 1A high-risk medical conditions include cancer, chronic kidney disease, COPD, Down Syndrome, heart conditions but not high blood pressure, immunocompromised, obesity, pregnancy, sickle cell disease, smoking, type 2 diabetes.
- The County has four COVID-19 vaccine points of dispensing (POD) accepting appointments, with appointments through April 2 released earlier this week.
  - Sites include the Castle Shannon VFD Banquet Hall, Central Baptist Church, Petersen Events Center, and the Ross Community Center gymnasium.
- **Appointments & Registration:**
  - Appointments are required for all sites. Individuals should NOT contact the sites directly. Appointments are announced through Allegheny Alerts and then [posted on the county's COVID Vaccine page](#).
  - Residents without Internet access, or having difficulty navigating the online registration system, may contact 2-1-1 for assistance from 9 a.m. to Noon daily. Callers may select option 1 for COVID services, and then option 1 again for a first dose appointment. Anyone arriving without an appointment, or not meeting priority criteria will be turned away. Walk-up registrations are not available.
- Transition to a new registration system will launch early next week, allowing for pre-registration and for one-time use links for private clinics.
  - As a result, current clinics will be closed for registration at 9 AM on Friday and phone registrations through 2-1-1 will be closed at 5 p.m. on Friday in order to migrate all of the information to the new system.
  - More details on the new system will be available upon its launch next week.

# PA State Metrics

- Compares this week (March 12<sup>th</sup>- March 18<sup>th</sup>) to previous week (March 5<sup>th</sup>- March 11<sup>th</sup>). Data is updated every Friday.

	% change from last week to this week
Newly reported cases	4%
Incidence rate per 100,000	4%
Positivity rate	11%
Ave. daily hospitalizations	-7%
Ave. daily patients on ventilators	-2%
% ED visits due to CLI	67%



PA state's early warning system dashboard

(<https://www.health.pa.gov/topics/disease/coronavirus/Pages/Monitoring-Dashboard.aspx>).

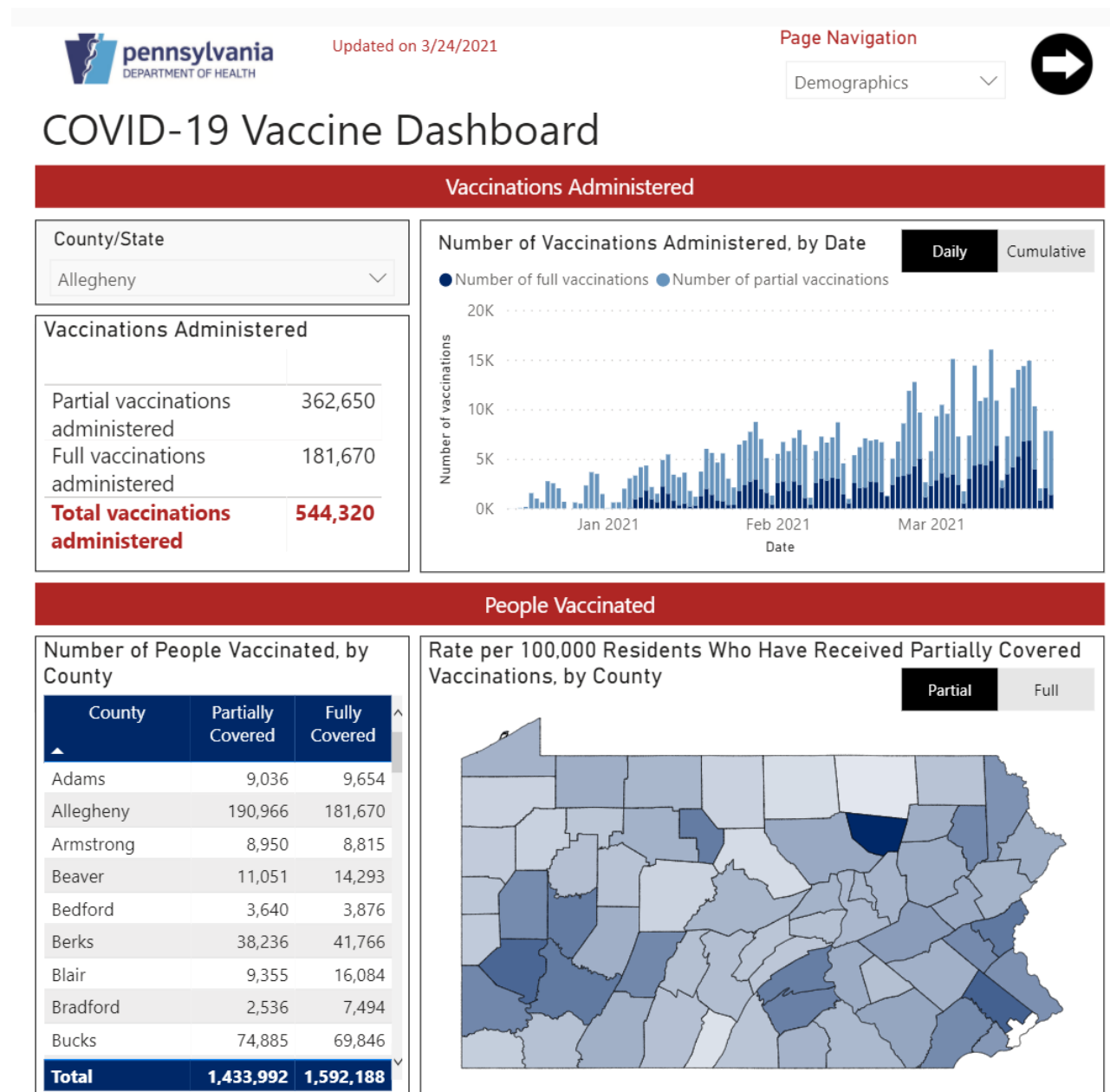


# Allegheny County

Through 3/10/2021:

- 15,703 out of 100,000 have been at least partially vaccinated
- 190,966 have received one shot and 181,670 are fully vaccinated
  - 15% of people are fully vaccinated and 16% have received one shot

<https://www.health.pa.gov/topics/disease/coronavirus/Vaccine/Pages/Vaccine.aspx#data>



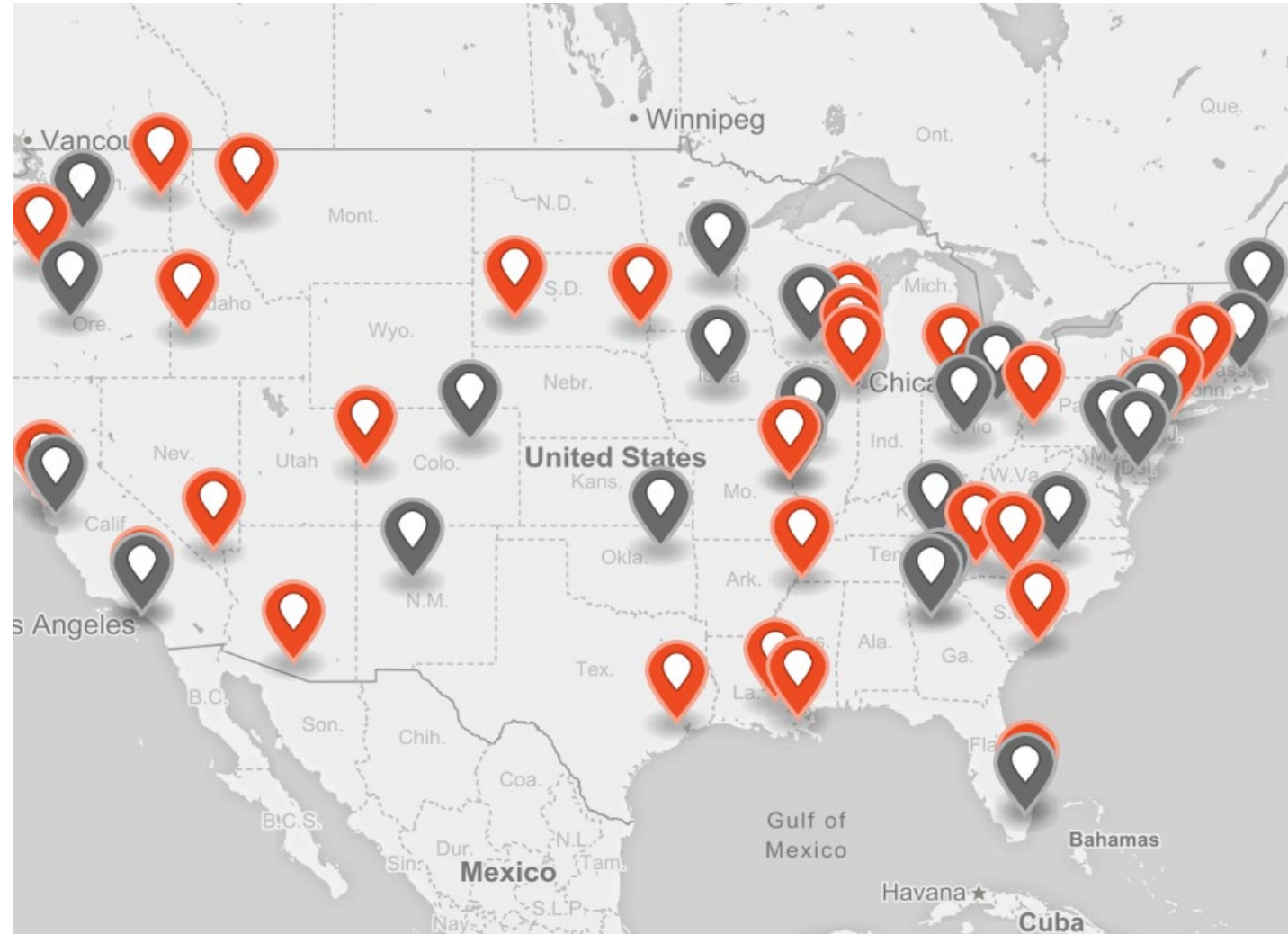
# Policy & Legislative Update - State

- **Gov. Wolf nominated Meg Snead to lead the PA Department of Human Services (DHS)** in response to Secretary Teresa Miller's announcement that she is leaving on April 30th. The PA Senate will need to confirm the nomination.
  - Snead works in the Governor's Office as the Secretary of Policy and Planning and previously worked in human services policy and for a homelessness nonprofit in Colorado.
- **PA Senate Republican leadership confirmed they will not advance a bill to allow an emergency referendum for an amendment to the PA Constitution that would open a two-year window on the statute of limitations to pursue claims of sex abuse.**
  - Due to an oversight, the PA Department of State did not properly advertise the proposed amendment passed by the General Assembly and now the earliest the referendum can appear on the ballot is May 2023.
- **City of Pittsburgh launched the [OurFuturePGH](#) website to connect youth and families to educational and recreational opportunities provided by City programs.**
  - The website includes additional resources from outside community partners for families that address needs such as technology, school options, and parenting resources.



**Allegheny County's  
Safety & Justice Challenge Project**

# MacArthur Foundation's Safety and Justice Challenge Network



# Goals



**Safely reduce the  
ACJ population**

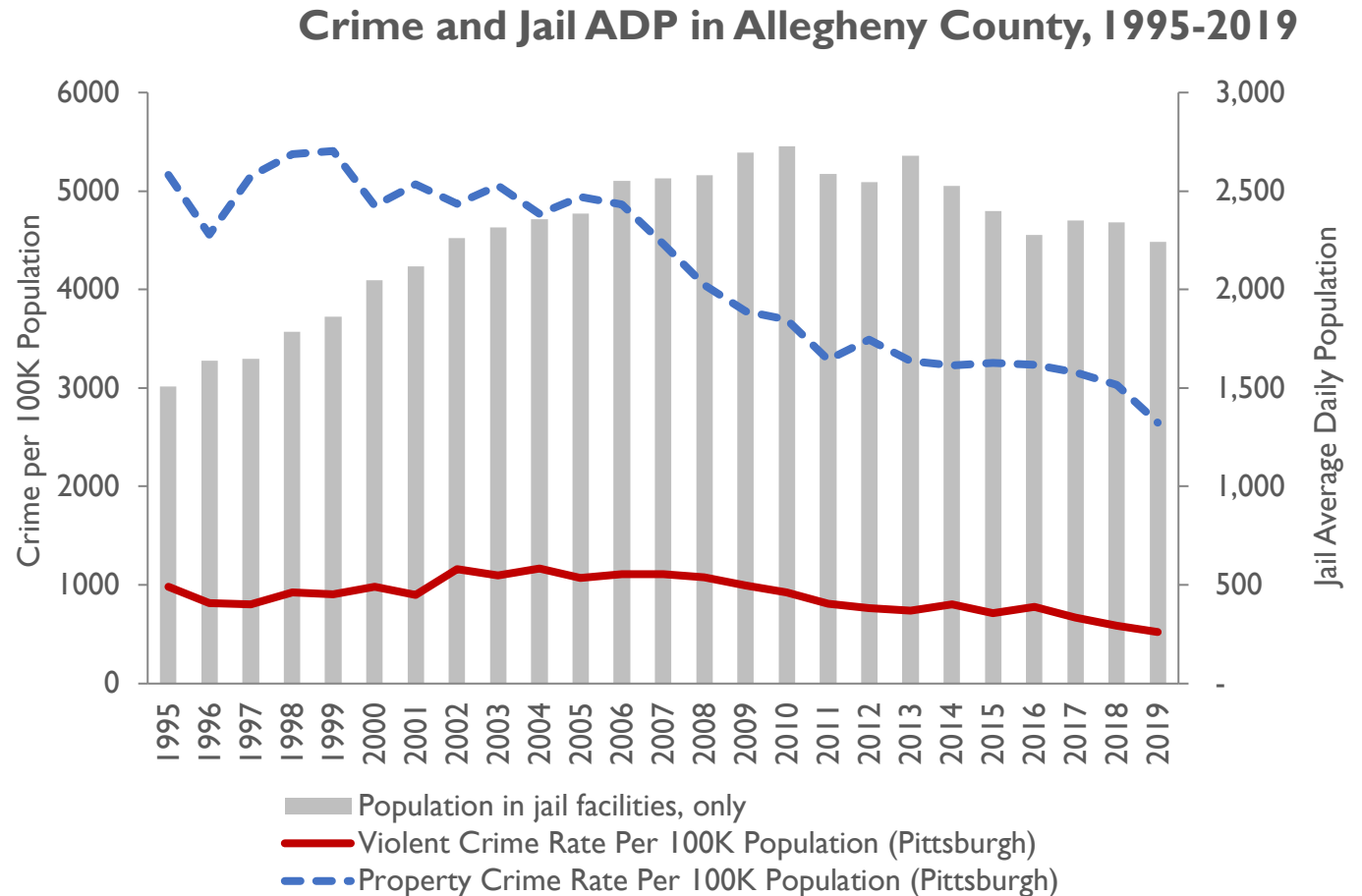


**Reduce racial and ethnic  
disparities in the  
criminal justice system.**

# Why reduce the Allegheny Jail Population?

## Overreliance on the jail

The Allegheny County Jail opened in 1995, during the height of crime, with a capacity of 1,850. In the past 21 years, crime has dropped significantly (property crime by 46% and violent crime by 32%), but the jail population has risen by 62%.



# Why reduce the Allegheny Jail Population?



## CAN INCREASE PUBLIC SAFETY

Holding low-risk defendants in jail while awaiting trial (even for just 2-3 days) has been found to *increase* the likelihood that they will commit new crimes in the future.



## HIGH COST TO TAXPAYERS

The county spends **32%** of its direct expenditures on criminal justice including **\$91 million** annually on the jail.



## DISRUPTS COMMUNITIES

The affects of incarceration extend beyond the person who is in jail to families, employers, and communities.



## DISPARATE IMPACT

Despite making up only **13%** of the local population, African Americans make up **66%** of the jail population.

Roughly **75%** of the jail population has a mental health or substance abuse issue.



# Jail Population Trend





# Strategies



## CRISIS RESPONSE

DHS, 911, providers, and law enforcement develop ways to get people in crisis help sooner and avoid criminal justice involvement.



## REDUCE BOOKINGS AT FIRST APPEARANCE

Provide representation at first appearance, implement a revalidated Pretrial assessment, and partner with Harvard on study of racial disparity in bail decisions.



## EXPEDITE COURT PROCESSING

Reduce the amount of time people spend awaiting trial by moving two separate hearings to one day and shifting timeline for preparatory work



## RACIAL EQUITY

Review the impact of all strategies by race, build shared understanding of racial equity through training, develop internal strategies through a Racial Equity Working Group, and partner on IOP study



## REDUCE THE NUMBER AND LENGTH OF DETAINERS

Manage detainer population through policy and detainer workgroup and resolve probation violations and new charges together.



## JAIL REDESIGN


Obtain community input to develop a new design for the physical structure of the jail to increase safety, improve rehabilitation, and reflect a smaller jail population.




## COMMUNITY ADVISORY COMMITTEE

Engage community members in solutions to reduce the jail population and racial disparities, and distribute grant funds for community-based projects

Full  
implementation  
of SJC strategies



Redesign of jail  
to improve  
space & reflect  
less need for  
beds



Significantly  
smaller jail



# Allegheny County Jail Population Management Dashboards

Allegheny County developed these publicly available, interactive dashboards to allow users to explore different aspects of the Allegheny County Jail (ACJ) population. These dashboards provide information about:

1. The daily jail population
2. The Alternative Housing population
3. Number of jail bookings and releases
4. How long people stay in the jail
5. Holding statuses - reasons that people are being held in the jail
6. Program involvement - share of people in the jail who have received human services, publicly funded health services or benefits, or had other involvement with the justice system (juvenile justice, adult probation or jail) before their jail booking

## Updated jail population dashboard to include 'Holding status'

<p><b>Data and Definitions</b></p> <p>Click here to learn about data sources and definitions.</p>	<p><b>Jail Population Overview</b></p> <p>Click here to learn about individuals booked in jail on a daily basis.</p>	<p><b>Alternative Housing Population Overview</b></p> <p>Click here to learn about individuals staying in Alternative Housing on a daily basis.</p>	<p><b>Bookings, Releases, and Length of Stay</b></p> <p>Click here to view booking and release trends and how long individuals are booked in the jail.</p>
<p><b>Holding Status Introduction</b></p> <p>Read me before using the holding status pages.</p>	<p><b>Holding Status Trend</b></p> <p>Click here to view current and historical population by holding status, or <b>highest</b> hold type.</p>	<p><b>Holding Status Breakdown</b></p> <p>Click here to view the most common combinations of hold types or filter for the specific combination of interest.</p>	
<p><b>Program Involvement Introduction</b></p> <p>Read me before using the Program Involvement page.</p>	<p><b>Program Involvement</b></p> <p>Click here to view the program involvement of individuals booked in the jail.</p>		



City of Pittsburgh Bureau of Police  
**Use of Force in the City of Pittsburgh**  
2015 through June 2020  
MARCH 2021

## Students' Experiences with the Juvenile and Criminal Justice Systems In and Out of School

*A Longitudinal Analysis of Pittsburgh Public School Students, 2010-2018*



September 2020

ALLEGHENY COUNTY



**SAFETY+JUSTICE CHALLENGE**

YEAR TWO REPORT  
NOVEMBER 2019-OCTOBER 2020

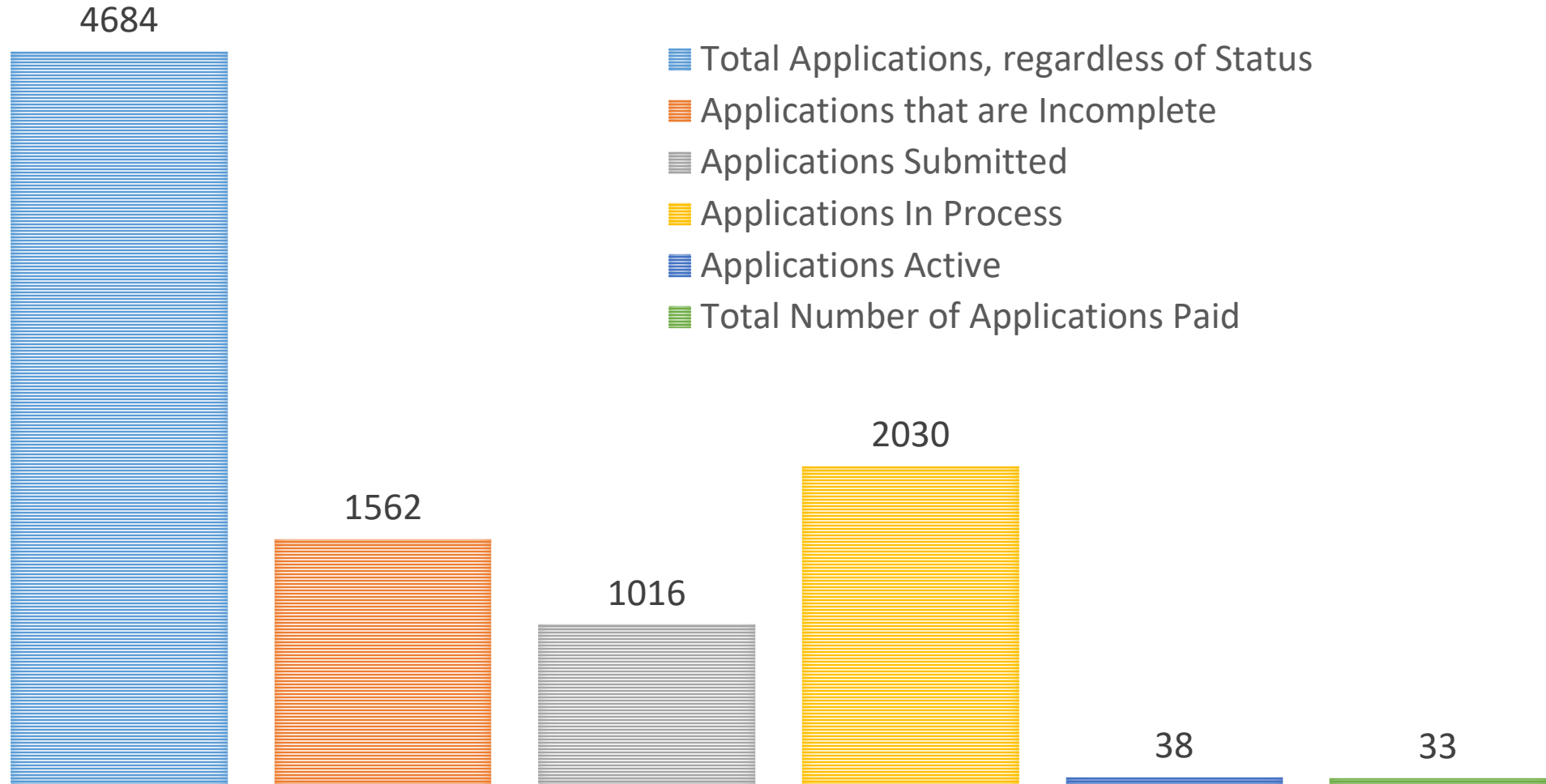
### BACKGROUND

Allegheny County was awarded a Safety and Justice Challenge grant from the John D. and Catherine T. MacArthur Foundation in 2018 with the goal of reducing the Allegheny County Jail population by 20% during the second year of the project, the grant partners continued carrying out the project strategies and rapidly responded to the COVID-19 pandemic, achieving a 36% reduction and the lowest jail population in twenty years. This report will outline the progress made in the second year of the Safety and Justice Challenge project, the causes of the significant decline in the jail population, the continuing challenge of racial disparities in the criminal justice system, and the plans to further drive down incarceration in Allegheny County.

### IMPERATIVE TO REDUCE INCARCERATION

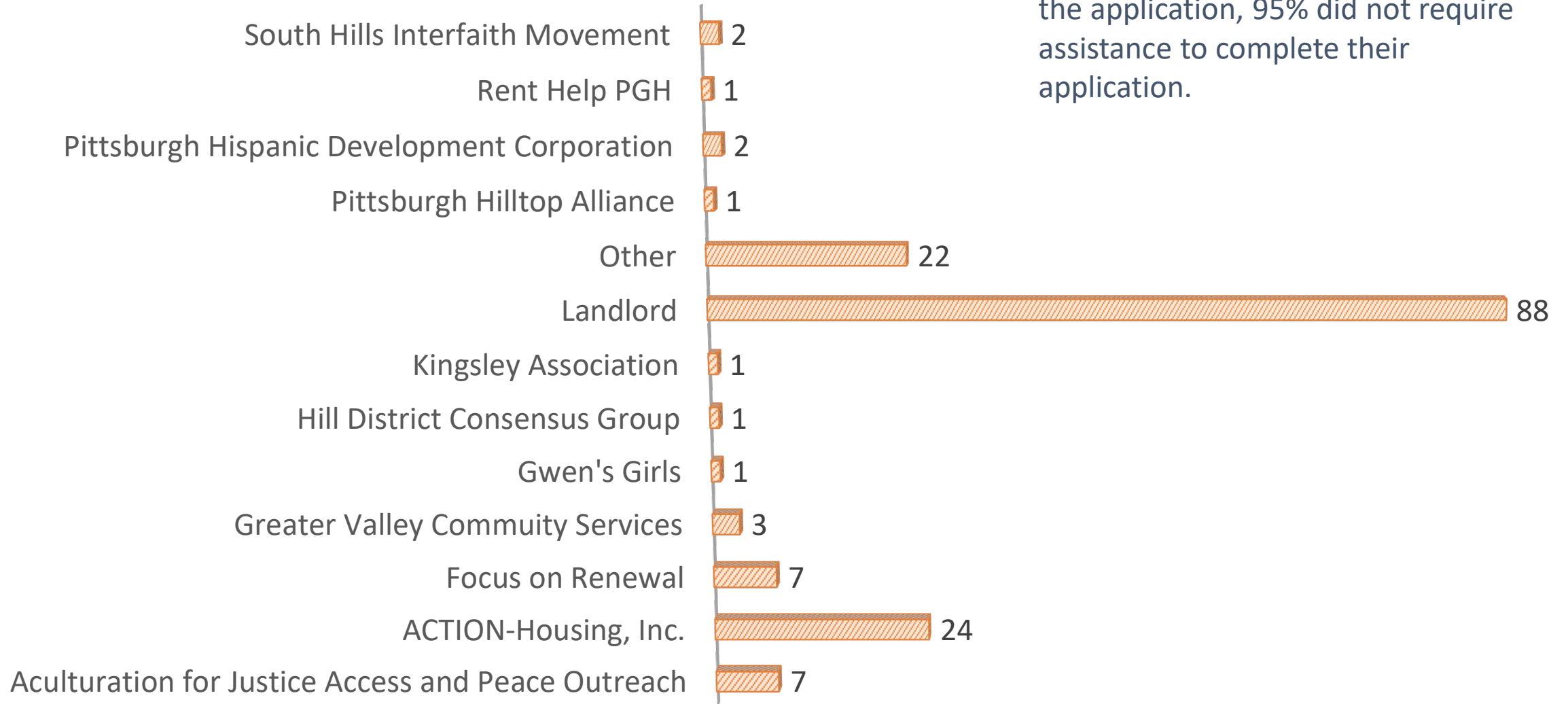
The Safety and Justice Challenge (SJC) supports a national network of jurisdictions to rethink the use of jails in response to the massive increase in jail populations that has taken place across the country in the past four years. There is growing recognition of the issues associated with this increase in jail populations, including the prevalence of mental health issues, the prevalence of time that people presumed innocent are held in jail awaiting trial, the prevalence of mental

# Allegheny County Emergency Rental Assistance Program (ERAP) Application Status



# Application Assistance

Of the households that have started the application, 95% did not require assistance to complete their application.



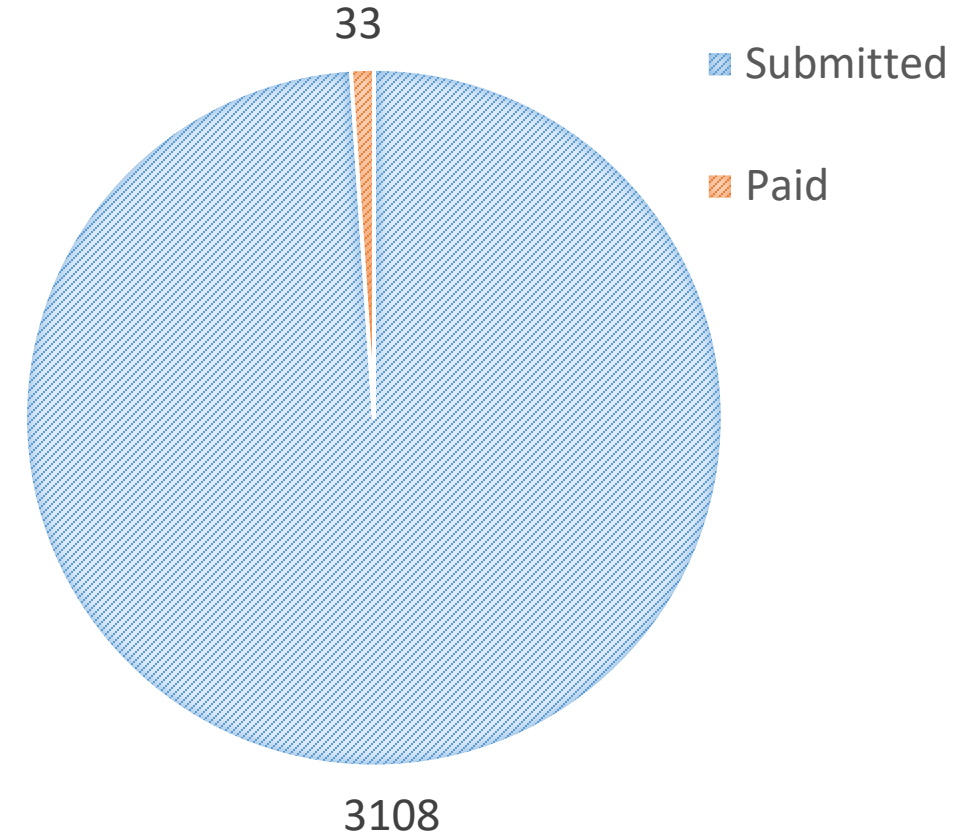
# Payments Made as of 3/24/2021

**Total Households Paid: 33**

**Total Amount Paid: \$143,295.04**

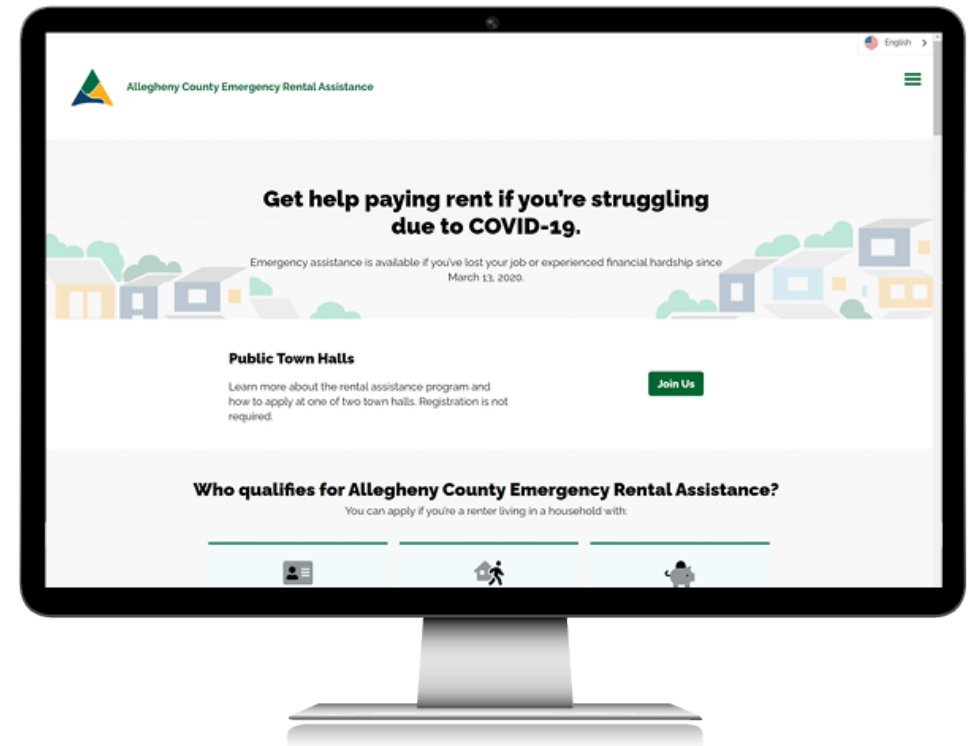
**Average Amount Paid per Household: \$4,342.27**

Lots of assistance available, please continue to send  
people!



# Emergency Rental Assistance :How to Apply

- Visit [covidrentrelief.alleghenycounty.us](https://covidrentrelief.alleghenycounty.us) and apply online
- Visit one of 8 drop-in centers
- Call 412-248-0021 to set up an appointment for a phone application





# Key Contacts

- Provider questions for Allegheny County Health Department
  - [DHS-COVID19Planning@alleghenycounty.us](mailto:DHS-COVID19Planning@alleghenycounty.us)
    - Use the subject field to indicate if your qq is about CYF, Aging, BH, CYF, ID, Community Services, or DHS operations (e.g., contracting, payment)
  - <https://www.alleghenycounty.us/healthdepartment/index.aspx>
- Key DHS staff
  - Payment inquiries: Dan Evancho [Dan.Evancho@alleghenycounty.us](mailto:Dan.Evancho@alleghenycounty.us)
  - Contract inquiries: Kathy Heinz [Kathy.Heinz@alleghenycounty.us](mailto:Kathy.Heinz@alleghenycounty.us)  
Laura Brigido [Laura.Brigido@alleghenycounty.us](mailto:Laura.Brigido@alleghenycounty.us)
- United Way 2-1-1
  - For basic needs assistance or general COVID-19 inquiries call the 24/7 COVID-19 Hotline at 1-888-856-2774. Language services are available.



The positivity rate has increased in the last week. On March 29<sup>th</sup>, there was a positivity rate of **23%** (190 cases out of 830 tests)



COVID-19 in Allegheny County  
**Metric #1: Positivity Rate**

METRIC  
**1**

**METRIC DEFINITION:** The average daily positivity rate is less than or equal to 10%.

A positivity rate below 10% indicates that enough testing is being done to find all the active infections. Identifying the active infections is essential for contact tracing and to stop the spread of the disease.

WEEK BEGINNING ON	AVERAGE POSITIVITY RATE	% CHANGE FROM PREVIOUS WEEK	METRIC MET
3/14/2021	20.6%	14.7%	X
3/7/2021	17.9%	-40.7%	X
2/28/2021	30.2%	74.0%	X
2/21/2021	17.4%		X

*Data Source:* PA National Electronic Disease Surveillance System (PA-NEDSS)  
*Citation:* World Health Organization  
*Note:* Per the Health Department, there is a data lag in reported cases and tests.  
 Data through March 20, 2021 was used for this metric.



The number of cases per tests has remained relatively steady since late January/early February.



## COVID-19 in Allegheny County

METRIC  
2

# Metric #2: Number of People Tested Per New Case

**METRIC DEFINITION:** The count of people tested for each case over the last 7 days is greater than or equal to 50.

*Testing should be responsive to the number of cases. As case counts increase, so should testing. As case counts decrease, so also should testing.*

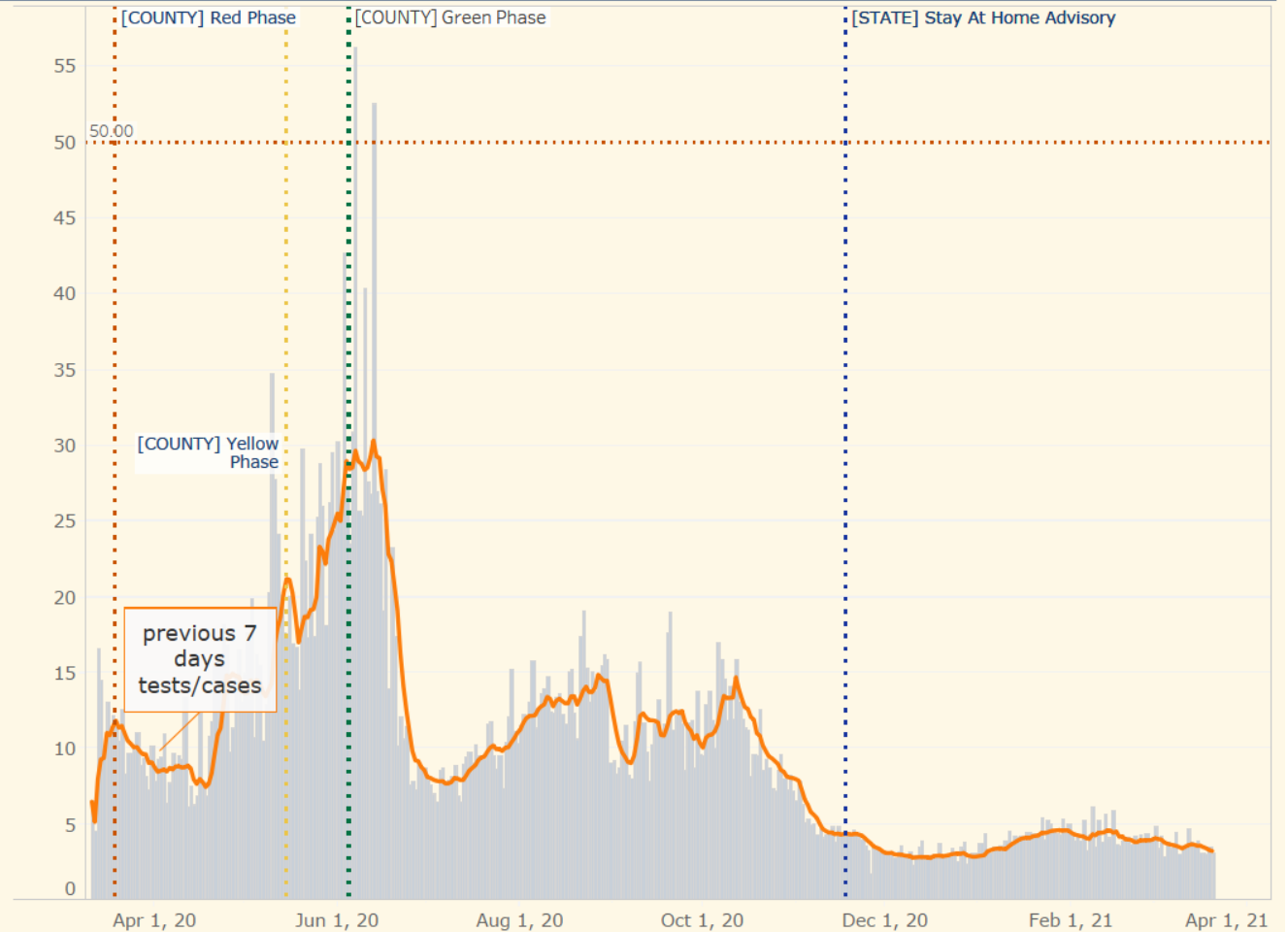
WEEK BEGINNING ON	COUNT OF TESTS/COUNT OF CASES	% CHANGE FROM PREVIOUS WEEK	METRIC MET
3/14/2021	3.3	-12%	X
3/7/2021	3.7	0%	X
2/28/2021	3.7	-7%	X
2/21/2021	4.0		X

**Data Source:** PA National Electronic Disease Surveillance System (PA-NEDSS)

**Citation:** Washington State Department of Health

**Note:** Per the Health Department, there is a data lag in reported cases and tests.

Data through March 20, 2021 was used for this metric.



Cases have increased over the last two weeks, with a 22% increase over this past week.



## COVID-19 in Allegheny County

### Metric #3: Declining or Low Case Counts

METRIC  
3

**METRIC DEFINITION:** The 14 day count of new cases is declining or is consistently low.

A declining or low case counts indicates fewer people are infected and have the ability to spread COVID-19 to others.

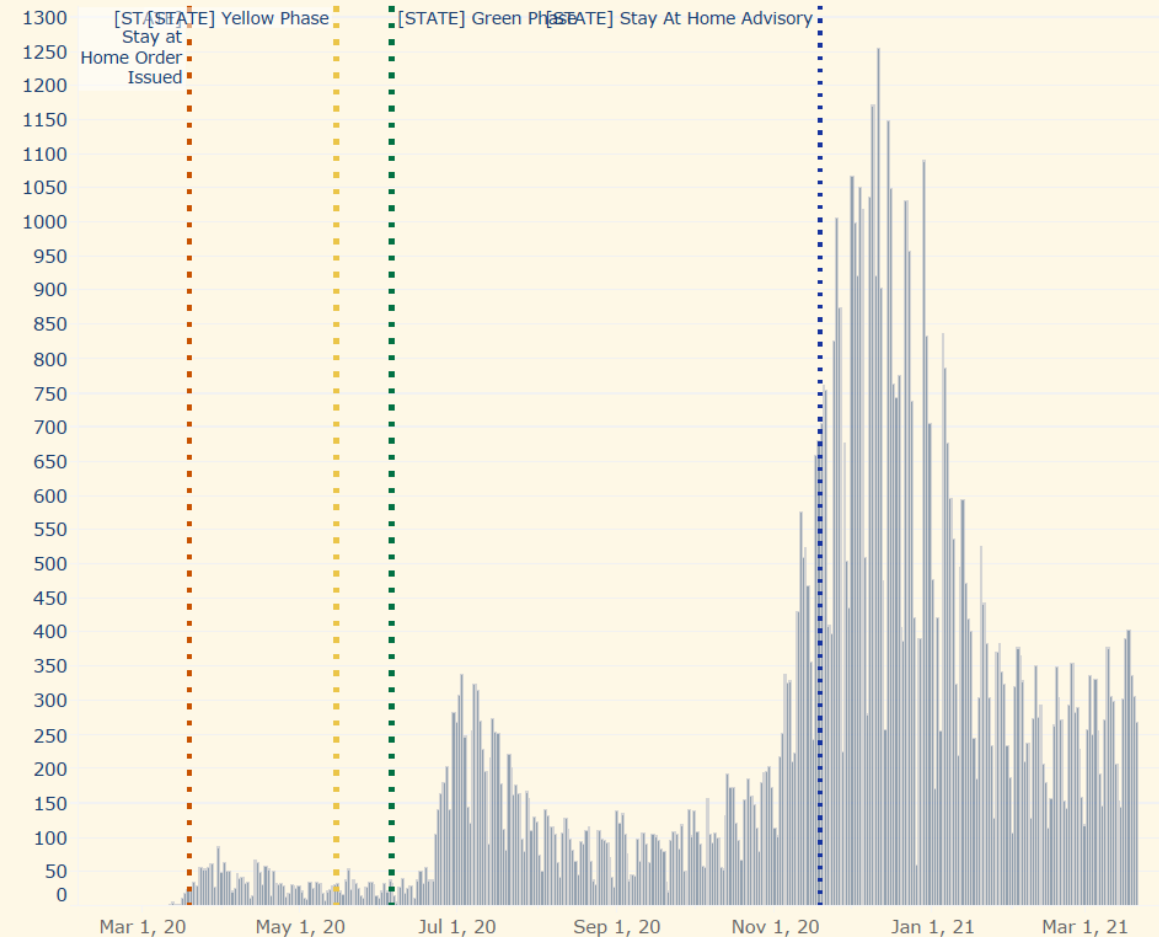
WEEK BEGINNING ON	COUNT OF CASES	% CHANGE FROM PREVIOUS WEEK	AVERAGE DAILY POSITIVE TEST RATE	METRIC MET
3/14/2021	2,148	22%	20.6%	X
3/7/2021	1,754	1%	18.0%	X
2/28/2021	1,739	0%	16.0%	X
2/21/2021	1,747		17.4%	X

**Data Source:** PA National Electronic Disease Surveillance System (PA-NEDSS)

**Citation:** National Governors Association

**Note:** Per the Health Department, there is a data lag in reported cases and tests.

Data through March 20, 2021 was used for this metric.



The case rate 100,000 residents has risen for the last three weeks.



# COVID-19 in Allegheny County

## Metric #4: Case Rate

METRIC 4

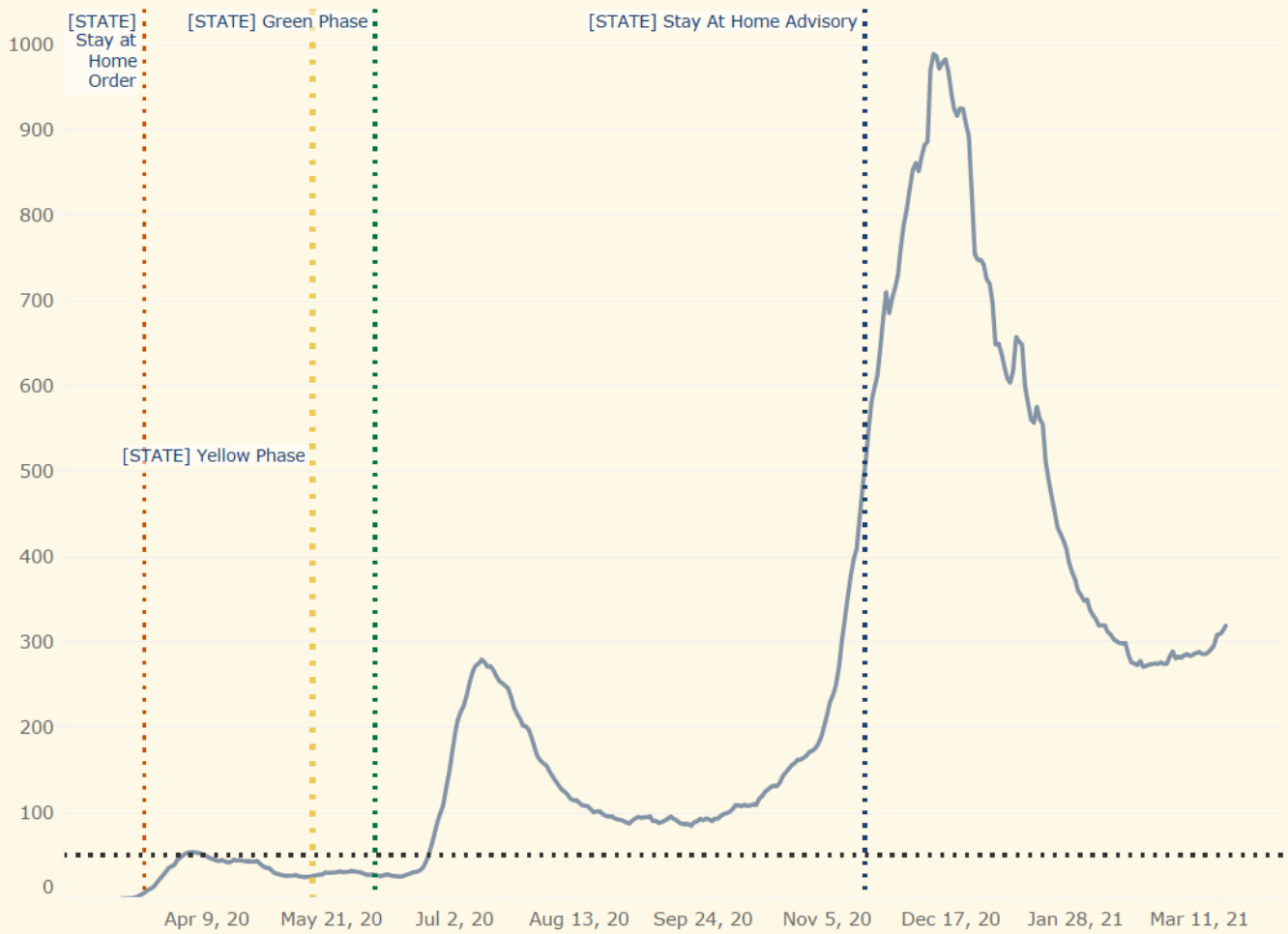
**METRIC DEFINITION:** The 14 day count of new cases per 100,000 residents is below 50.

Similar to a low case count, a low case rate indicates fewer people are infected and have the ability to spread covid-19 to others.

WEEK BEGINNING ON	AVERAGE COUNT OF CASES PER 100,000	% CHANGE FROM PREVIOUS WEEK	METRIC MET
3/14/2021	305	6%	X
3/7/2021	287	1%	X
2/28/2021	283	3%	X
2/21/2021	275		X

**Data Source:** PA National Electronic Disease Surveillance System (PA-NEDSS), 2018 US Census Bureau population estimates  
**Citation:** State of Pennsylvania (<https://www.governor.pa.gov/process-to-reopen-pennsylvania/>)  
**Note:** Per the Health Department, there is a data lag in reported cases and tests.

Data through March 20, 2021 was used for this metric.



The 3-day average of total net hospitalizations has fallen since 12/17 (859) and remained steady over the last week. It was 171 on 3/21.



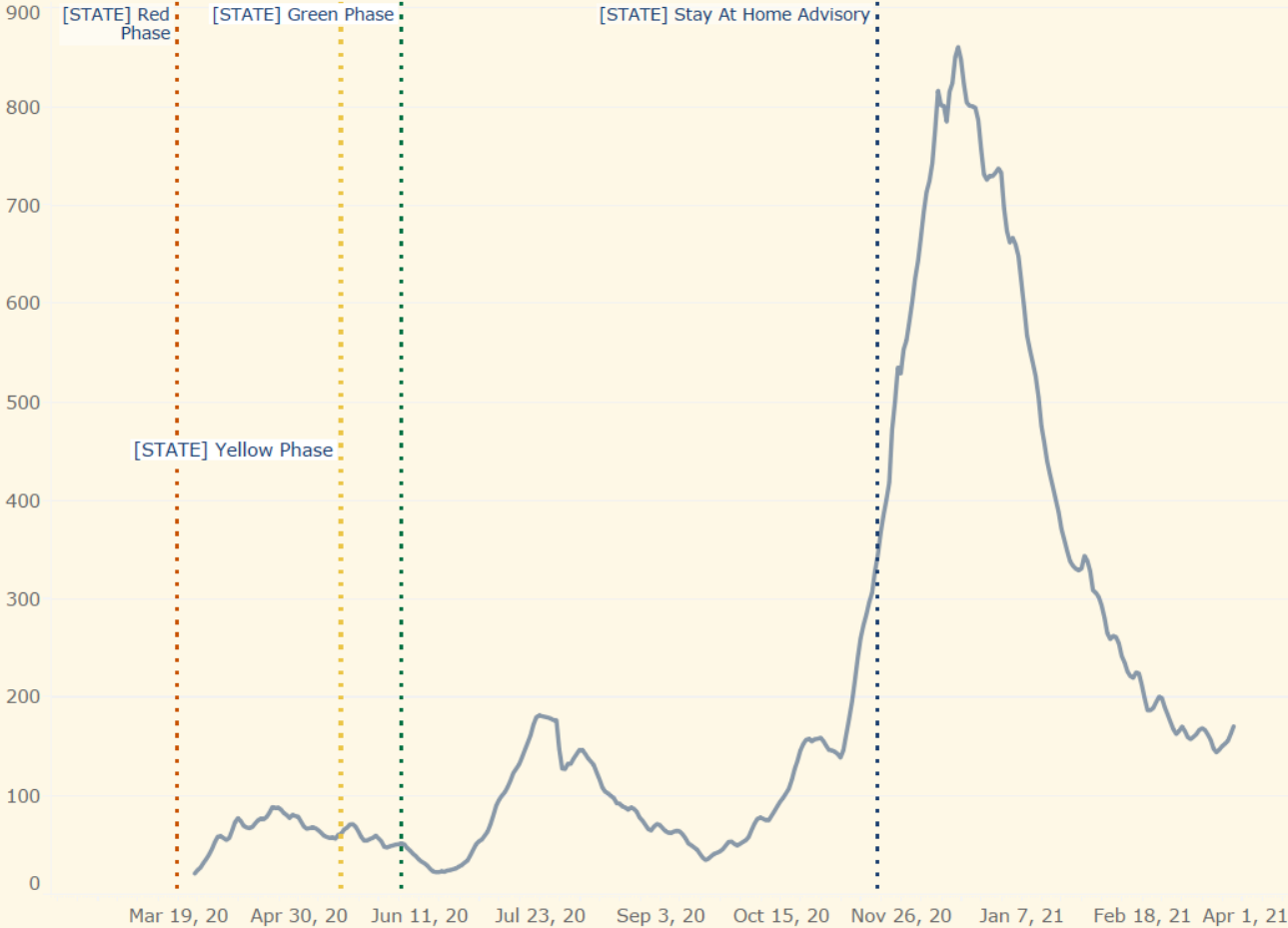
COVID-19 in Allegheny County

**Metric #5: Decline in Hospitalizations**

METRIC 5

**METRIC DEFINITION:** A decline in the three-day rolling average of total net hospitalizations (defined as the total number of people in the hospital on a given day) over the course of a 14-day period.

WEEK BEGINNING ON	AVERAGE WEEKLY NUMBER OF PATIENTS	% CHANGE FROM PREVIOUS WEEK	METRIC MET ON LAST DAY OF WEEK
3/16/2021	160	1%	X
3/9/2021	159	-3%	X
2/23/2021	183		X



**Data Source:** Hospital and Health System Association of Pennsylvania (<https://public.tableau.com/profile/hap.research#!/vizhome/EEIRegion/EEIRegion>)  
**Citation:** Centers for Disease Control and Prevention

ICU bed usage has been below 90% since 1/7. On 3/22, the ICU bed usage was 83%.



## COVID-19 in Allegheny County

### Metric #6: ICU Bed Usage

METRIC  
6

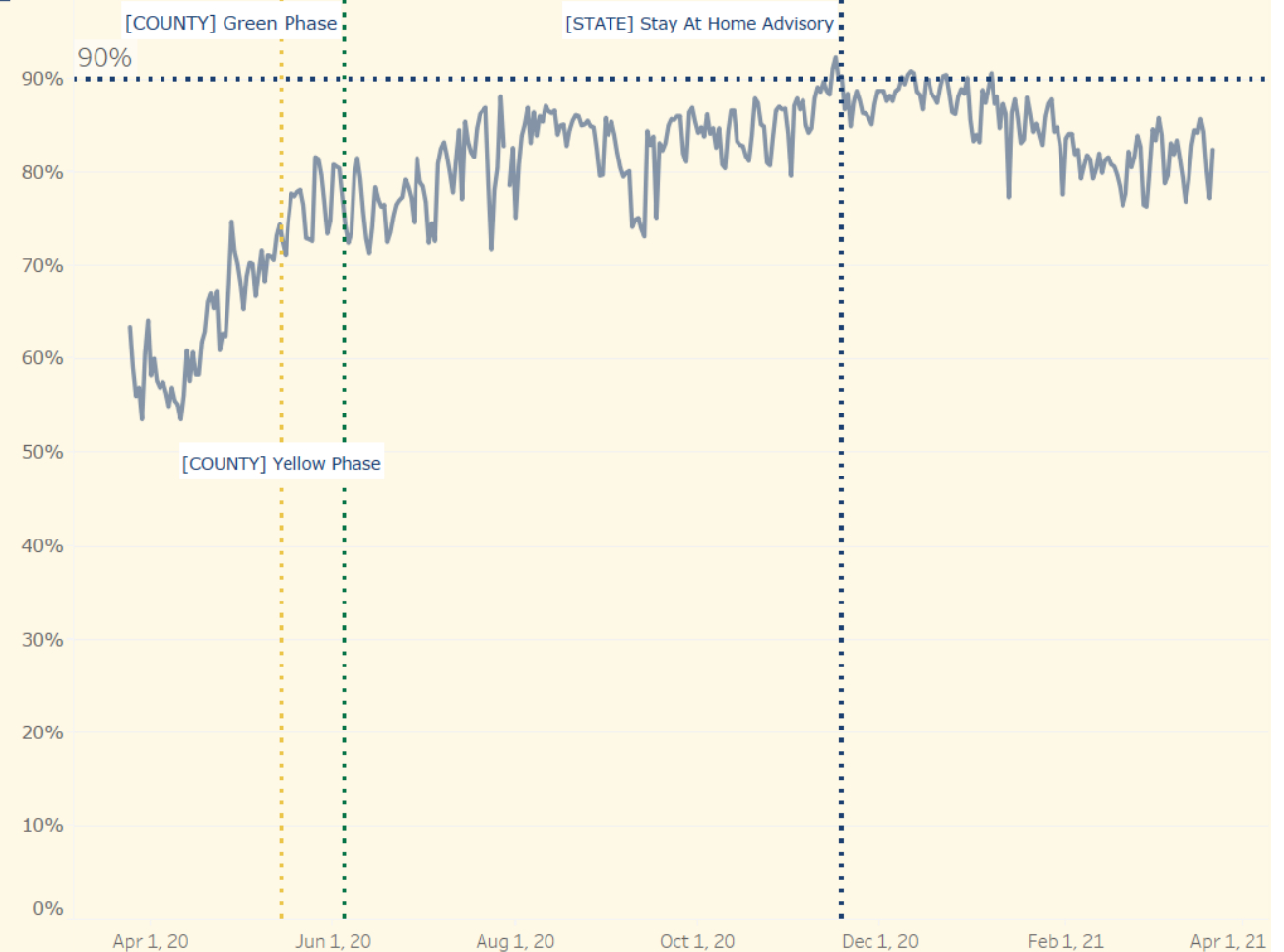
**METRIC DEFINITION:** Percent of ICU beds that are currently occupied is less than 90%

*Nearly 30% of hospitalizations for COVID-19 ultimately require critical care. Regional health care systems should both maintain sufficient bed capacity for a potential resurgence in cases and have specific ICU bed capacity.*

WEEK BEGINNING ON	AVERAGE WEEKLY ICU USAGE	% CHANGE FROM PREVIOUS WEEK	METRIC MET DURING WEEK
3/9/2021	80.8%	-2.0%	x
3/2/2021	82.9%	2.5%	x
2/23/2021	80.4%		x

**Data Source:** Hospital and Health System Association of Pennsylvania ([https://public.tableau.com/profile/hap\\_research#1/vizhome/EEIRegion/EEIRegion](https://public.tableau.com/profile/hap_research#1/vizhome/EEIRegion/EEIRegion))

**Citation:** State of Pennsylvania (<https://www.health.pa.gov/topics/disease/coronavirus/Pages/County-Dashboard.aspx>)



Deaths continue to fall and are low.



## COVID-19 in Allegheny County

# Metric #7: Decline in Deaths

METRIC  
7

**METRIC DEFINITION:** The daily decline in the 3 day rolling average count of deaths

WEEK BEGINNING ON	COUNT OF DEATHS	% CHANGE FROM PREVIOUS WEEK	METRIC MET ON LAST DAY OF WEEK
3/14/2021	6	-45%	X
3/7/2021	11	-50%	X
2/28/2021	22	-24%	X
2/21/2021	29		X

**Data Source:** Hospital and Health System Association of Pennsylvania  
<https://public.tableau.com/profile/hap.research#/vizhome/EEIRegion/EEIRegion>

**Citation:** State of Massachusetts

**Note:** Per the Health Department, there is a data lag in reported cases and tests.

Data through March 20, 2021 was used for this metric.

