

THIS CALL IS BEING RECORDED

DHS Provider Briefings

Briefings occur weekly, on Thursdays, at 4:30 PM

April 8, 2021



Agenda

- Announcements/Policy Updates
- MEE Productions – Spreading Truth, Not COVID Campaign
- The Family Strengths Survey



Active Solicitations

- **RFQ for Design, Content and Digital Strategy**
 - Six categories of work; Applicants may seek qualification for any/all categories
 - Proposals due April 30
- **RFP for Housing Mobility Services for Families in the Housing Choice Voucher Program (Section 8)**
 - Proposals due April 23

[Link](#) to DHS Solicitations

American Job Plans – Key components

- ***Overview: Over \$2 trillion proposed plan from the Administration focused on jobs and infrastructure***
- ***\$137 billion to modernize schools and early learning facilities***
 - Upgrade childcare facilities and increase their supply, while encouraging businesses to build childcare facilities at places of work through tax credits
 - Improve physical and technological infrastructure of community colleges
 - Upgrade and build new public schools
- ***\$100 billion for workforce development***
 - Establish a new Dislocated Workers Program and sector-based training to tackle long-term unemployment and underemployment
 - Target workforce development opportunities in underserved communities, including for evidence-based community violence prevention programs, and invest in job training for formerly incarcerated individuals and justice-involved youth
- ***\$20 billion for social infrastructure to support innovation and productivity***
 - Develop regional innovation hubs that leverage private investment to fuel technology development, link urban and rural economies, and create new businesses, supporting community-led redevelopment projects that spark new economic activity, provide services and amenities, build community wealth, and close gaps in access to the innovation economy for communities of color
- ***\$45 billion for clean drinking water***
 - Replace all lead pipes and service lines

American Job Plans – Key components

- ***\$213 billion for affordable housing***
 - Produce, preserve, and retrofit over two million affordable and sustainable places to live, including \$40 billion targeted to improve public housing system infrastructure
- ***\$400 billion for raising wages and benefits for home care workers***
 - Expand access to quality, affordable home- or community-based care for aging relatives and people with disabilities
 - Expand access to long-term care services under Medicaid
- ***\$100 billion for ensuring broadband access***
 - Build broadband infrastructure in unserved and underserved areas to reach 100 percent high-speed broadband coverage
 - Reduce the cost of broadband internet service and promote more widespread adoption
 - Promote transparency and competition, including by lifting barriers that prevent municipally-owned or affiliated providers from competing on an even playing field with private providers, and require internet providers to disclose their prices

Getting out the word on benefits of filing taxes

- **Filing taxes this year will ensure individuals get all of money they are eligible for now and in the future**
- The tax filing deadline is **May 17, 2021** (But, if a filer doesn't owe money, there is no penalty for filing late)
- Reasons to file taxes as soon as possible:
 - Determines if an individual is eligible for money (stimulus, CTC, EITC) and makes it easier to get money in the future
 - **If individuals don't usually file taxes because lack of earnings from work or receiving disability benefits**, may not have received stimulus payments.
 - **If job loss or income dropped in 2020**, should file taxes so the IRS has most recent income information.
 - **If children are living in a household in 2020**, may be eligible for another payment later in 2021.
 - If tax was withheld from unemployment received in 2020
 - is taxpayers who received unemployment in 2020 and had tax withheld from those payments should also file a tax return. As a result of the 3rd stimulus package, a portion of unemployment payments from 2020 are no longer taxable and could result in an increased tax refund.
- The [IRS free filer tool](#) enables free federal tax filing for individuals who make less than \$72,000 a year.
- [Free Tax Prep coalition run by United Way and JustHarvest](#)

Policy & Legislative Update – Federal & State

- **FEMA will soon provide financial assistance for funeral expenses when a death was attributed to COVID-19**
 - FEMA will accept applications starting on Monday, April 12th through a dedicated call center (844-684-6333). Assistance is limited to a maximum of \$9,000 per funeral
 - [Link](#) for details on eligibility, documentation requirements and FAQ
- **The Paycheck Protection Program (PPP) loan application process extended through May 31, 2021.**
 - [Link](#) for more information from the U.S. Small Business Administration
- **Yesterday, the Biden-Harris administration announced two sets of actions around reducing community violence:**
 - investments in community violence interventions, including by leveraging funding through 26 current programs ([White House Fact Sheet](#)); and
 - actions to address gun violence as a public health epidemic ([White House initial actions](#))

Policy & Legislative Update - State & Local

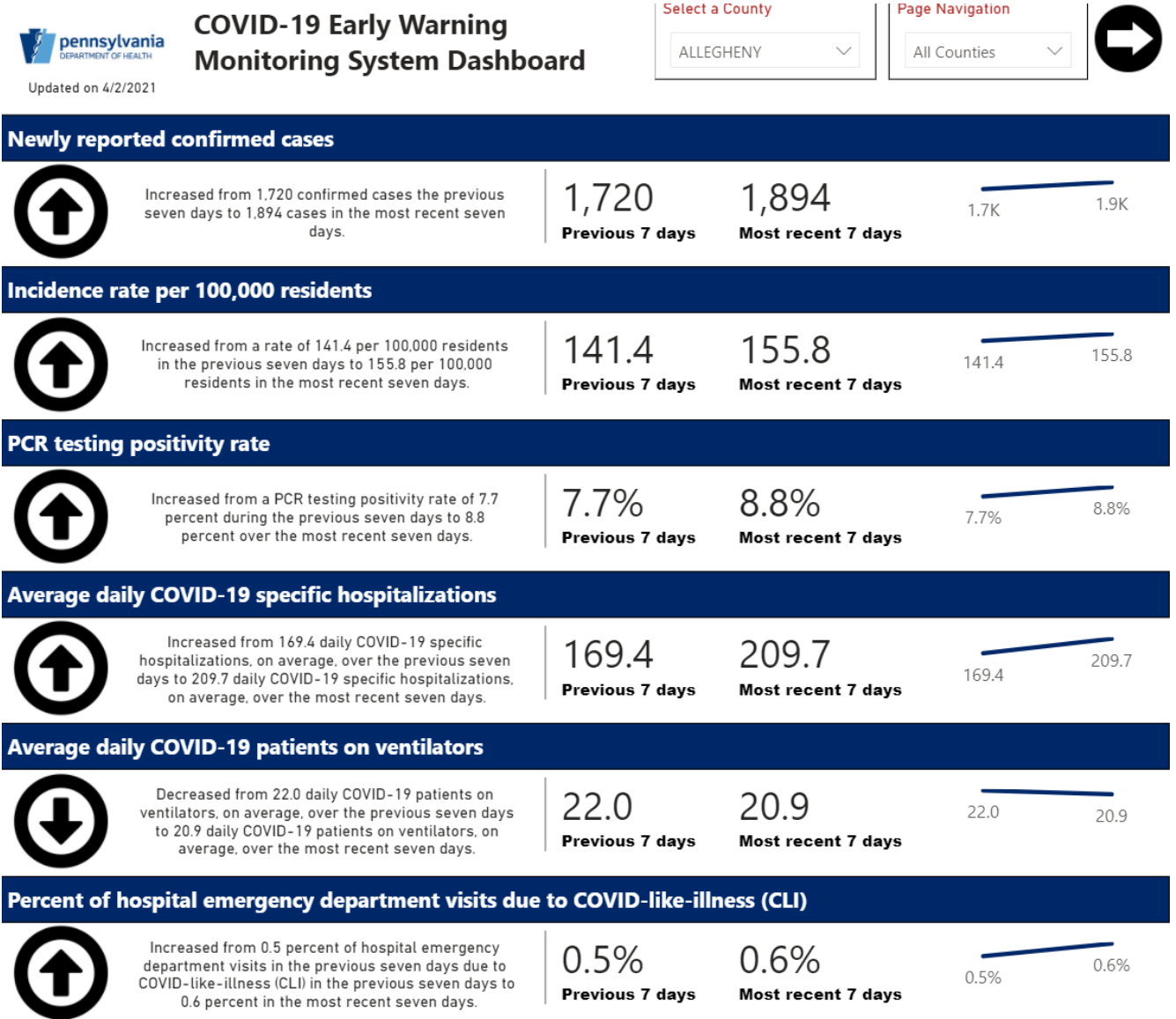
- **Pennsylvania schools will receive \$4.9 billion for Pre-K through 12 schools to "return students to classroom learning and equitably expand opportunity for students who need it most"**
 - This latest funding was made available by the American Rescue Plan – amounts by district are available [here](#).
- **The Port Authority seeks public comment on raising bus fares to \$2.75 and canceling transfer fees for prepaid Connect Card users.**
 - People who pay in cash would continue to pay \$2.75 every time they board, while ConnectCard users would have free transfers during a 3-hour window.
 - Public comment period will run through May 5, with meetings held virtually on Thursday, April 22; Friday, April 30; and Tuesday, May 4.
 - [More information on the meetings and making online public comments here.](#)
- **Fifth Judicial District posted amended emergency orders on remote and in-person hearings as well as guidance concerning the CDC eviction moratorium, in light of COVID-19.**
 - Amended Emergency Order pertaining to remote and in-person hearings for Court of Common Pleas and Magisterial District Courts can be found [here](#).
 - Order concerning the CDC eviction moratorium can be found [here](#).

Policy & Legislative Update - Local

- **On Tuesday, Pittsburgh City Council voted unanimously to amend the city’s emergency eviction moratorium in an attempt to make the ordinance more enforceable in the face of litigation.**
 - Under the amendments, landlords who evict without “good cause” can receive a fine of up to \$1,000 or \$2,500 in cases where children are living in the household — a decrease from the \$10,000 fine approved in the original ordinance. The amendments also remove language prohibiting landlords from refusing to renew a lease agreement.
 - Council passed the moratorium on March 2 in an attempt to temporarily limit evictions within city limits. The Landlord Services Bureau filed suit against the ordinance immediately after passage, seeking an injunction against the moratorium. Litigation is ongoing and the courts will ultimately decide if it is enforceable.
- **City of Pittsburgh offering free pediatric first aid, CPR, and fire safety certifications for childcare providers.**
 - All-day training will be hosted by the Office of Equity, Bureau of EMS and Bureau of Fire in partnership with Trying Together and the local ELRC.
 - Trainings will be held on Saturday, April 10 at 10:00 a.m.
 - Registration is required and space is limited.
 - Childcare staff and early learning professionals who work or reside in the City of Pittsburgh are eligible to participate and can sign up [here](#).

PA State Metrics

- Compares this week (March 26th- April 1st) to previous week (March 19th- March 25th). Data is updated every Friday.



	% change from last week to this week
Newly reported cases	10%
Incidence rate per 100,000	10%
Positivity rate	14%
Ave. daily hospitalizations	23%
Ave. daily patients on ventilators	-5%
% ED visits due to CLI	20%

PA state's early warning system dashboard

(<https://www.health.pa.gov/topics/disease/coronavirus/Pages/Monitoring-Dashboard.aspx>).

The case rate 100,000 residents has risen since the beginning of March.



COVID-19 in Allegheny County

Metric #4: Case Rate

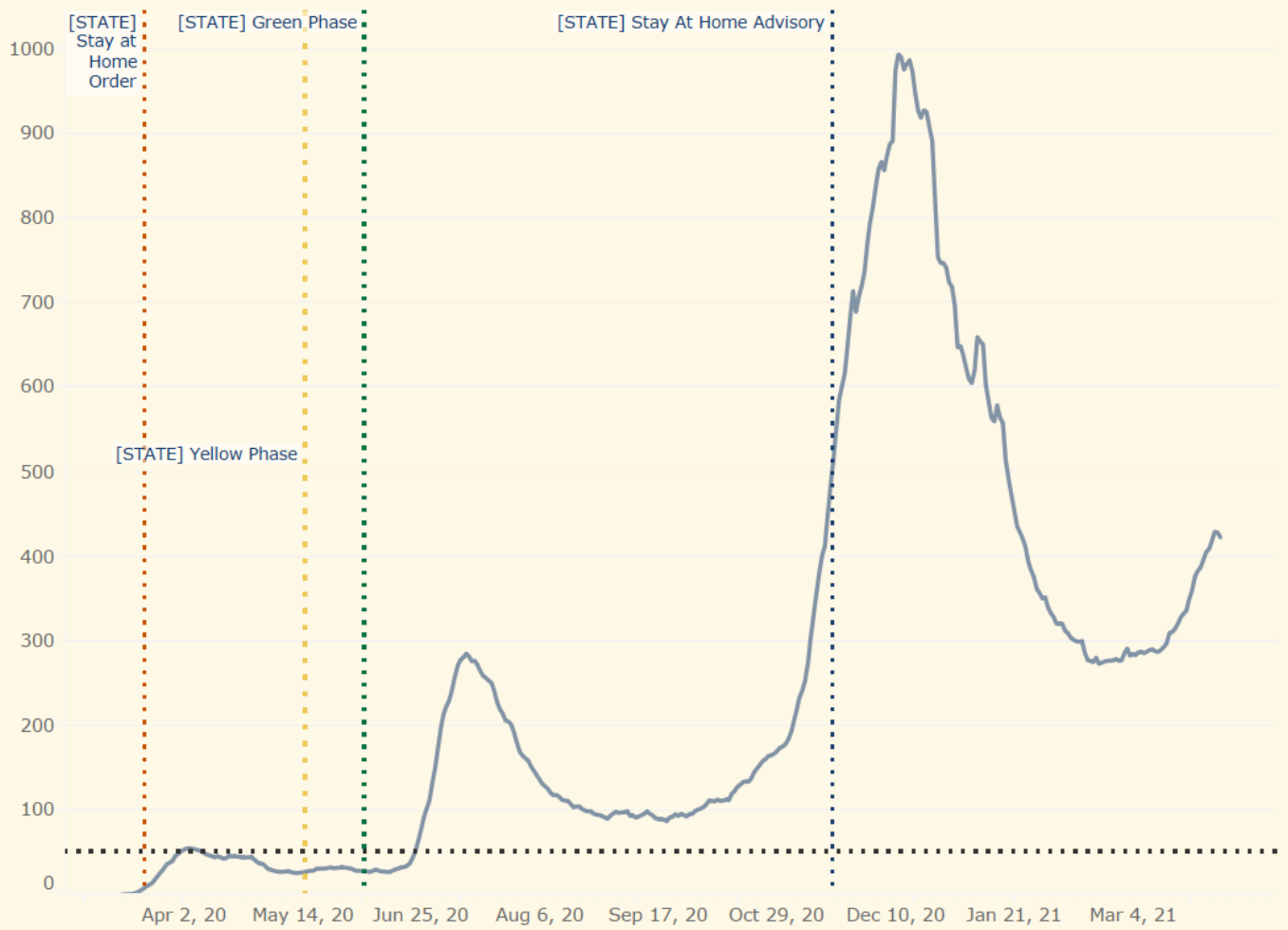
METRIC DEFINITION: The 14 day count of new cases per 100,000 residents is below 50.

Similar to a low case count, a low case rate indicates fewer people are infected and have the ability to spread covid-19 to others.

WEEK BEGINNING ON	AVERAGE COUNT OF CASES PER 100,000	% CHANGE FROM PREVIOUS WEEK	METRIC MET
3/29/2021	416	15%	X
3/22/2021	361	16%	X
3/15/2021	311	8%	X
3/8/2021	288		X

Data Source: PA National Electronic Disease Surveillance System (PA-NEDSS), 2018 US Census Bureau population estimates
Citation: State of Pennsylvania (<https://www.governor.pa.gov/process-to-reopen-pennsylvania/>)
Note: Per the Health Department, there is a data lag in reported cases and tests.

Data through April 4, 2021 was used for this metric.



The 3-day average of total net hospitalizations has increased since March 16th. It was 268 on 4/6.



COVID-19 in Allegheny County

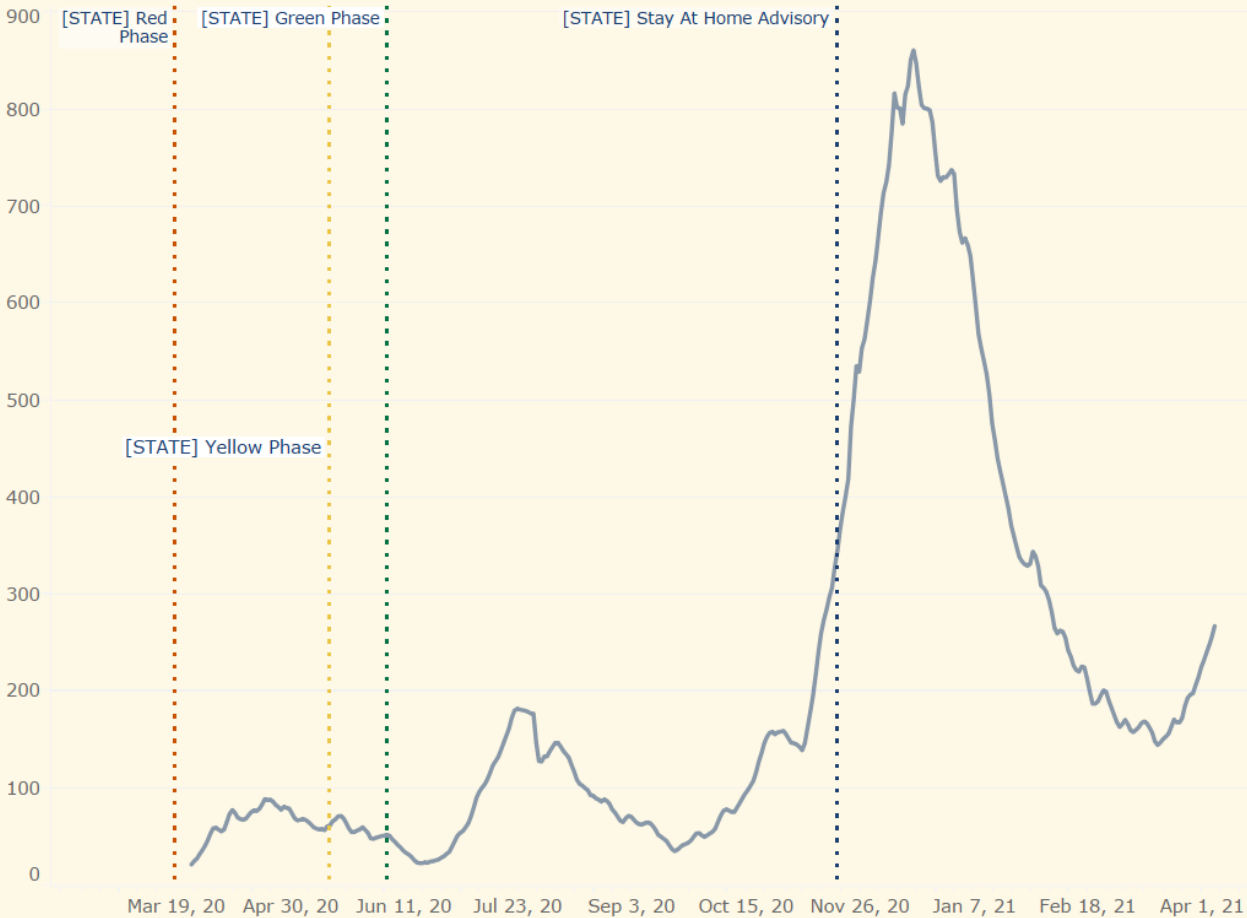
Metric #5: Decline in Hospitalizations

METRIC 5

METRIC DEFINITION: A decline in the three-day rolling average of total net hospitalizations (defined as the total number of people in the hospital on a given day) over the course of a 14-day period.

WEEK BEGINNING ON	AVERAGE WEEKLY NUMBER OF PATIENTS	% CHANGE FROM PREVIOUS WEEK	METRIC MET ON LAST DAY OF WEEK
3/31/2021	250	28%	X
3/24/2021	195	20%	X
3/10/2021	157		X

Data Source: Hospital and Health System Association of Pennsylvania (https://public.tableau.com/profile/hap_research#!/vizhome/EEIRegion/EEIRegion)
Citation: Centers for Disease Control and Prevention



ICU bed usage has been below 90% since 1/7. On 4/6, the ICU bed usage was 86%.

METRIC
6



COVID-19 in Allegheny County

Metric #6: ICU Bed Usage

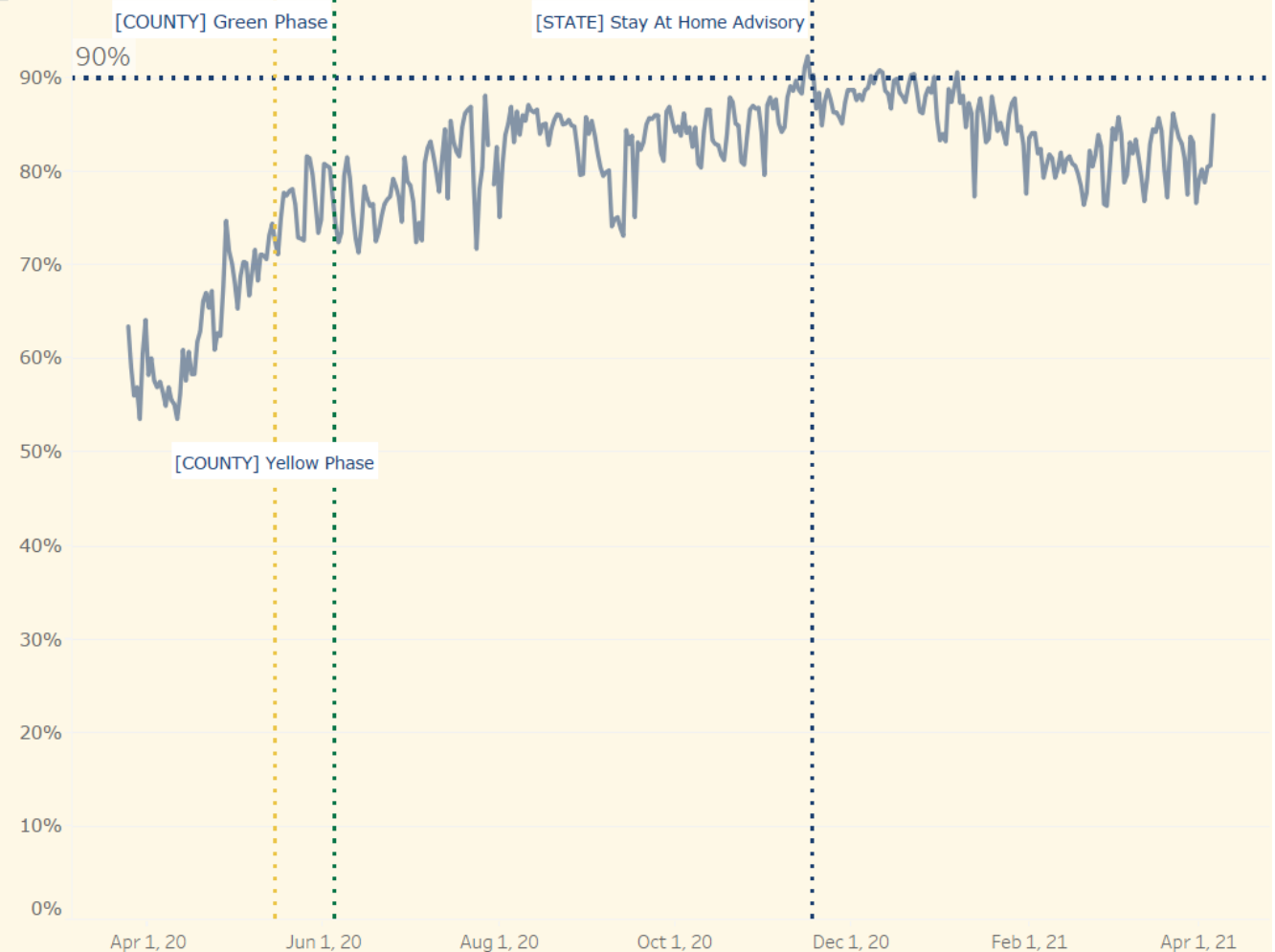
METRIC DEFINITION: Percent of ICU beds that are currently occupied is less than 90%

Nearly 30% of hospitalizations for COVID-19 ultimately require critical care. Regional health care systems should both maintain sufficient bed capacity for a potential resurgence in cases and have specific ICU bed capacity.

WEEK BEGINNING ON	AVERAGE WEEKLY ICU USAGE	% CHANGE FROM PREVIOUS WEEK	METRIC MET DURING WEEK
3/24/2021	82.5%	-0.4%	x
3/17/2021	83.0%	1.8%	x
3/10/2021	81.2%		x

Data Source: Hospital and Health System Association of Pennsylvania (https://public.tableau.com/profile/hap_research#!/vizhome/EEIRegion/EEIRegion)

Citation: State of Pennsylvania (<https://www.health.pa.gov/topics/disease/coronavirus/Pages/County-Dashboard.aspx>)





SPREADING

TRUTH

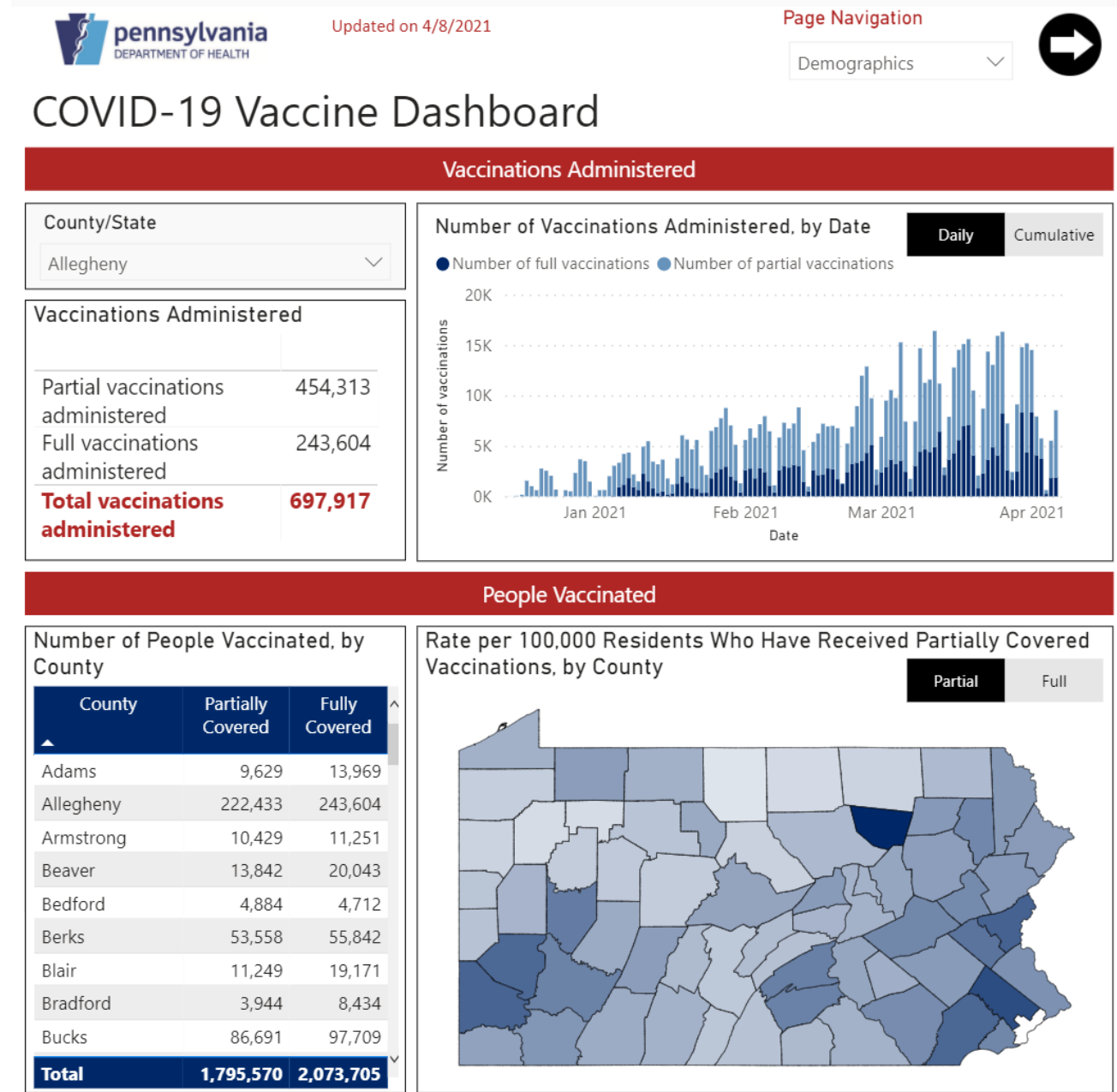
NOT **COVID**

Allegheny County

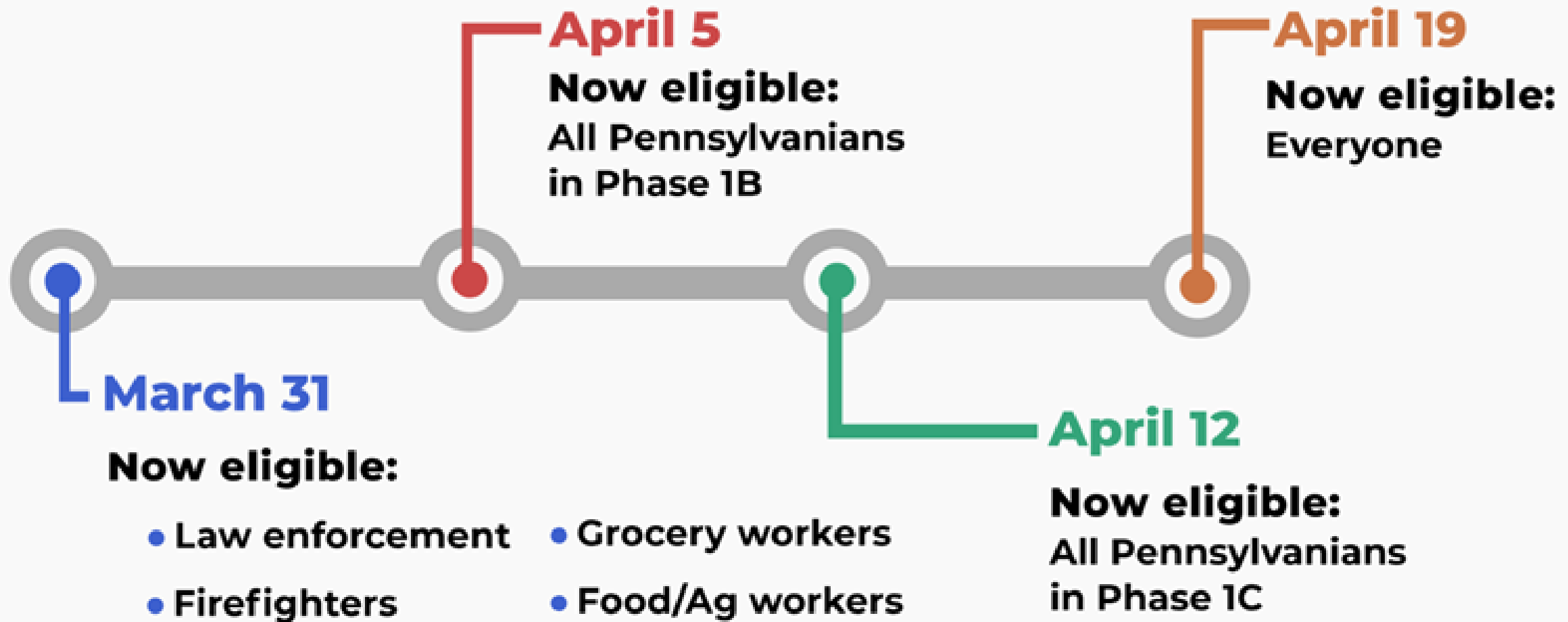
Through 4/7/2021:

- 18,292 out of 100,000 at least partially vaccinated
- 222,433 have received one shot and 243,604 are fully vaccinated
 - 20% of people are fully vaccinated and 18% have received one shot

<https://www.health.pa.gov/topics/disease/coronavirus/Vaccine/Pages/Dashboard.aspx>



Vaccine Rollout Timeline



All Pennsylvanians will be eligible to be vaccinated by **April 19**. Learn more about [what each phase means](#).

COVID-19

Vaccine Registration

COVID-19 Vaccine Clinics are open for registration with appointments available. If you still need your vaccine, consider these options:

ACHD First Dose Clinics (Offering Pfizer and Moderna)

REGISTRATION:

vax4.allegHENYcounty.us or 2-1-1

LOCATIONS:

Castle Shannon, Ross, Hill District and McKeesport



AHN Johnson & Johnson Clinics (April 9 and 10 ONLY)

REGISTRATION:

ahn.org/coronavirus or 412-DOCTORS

LOCATION:

Next Tier Connect, 4350 Northern Pike, Monroeville



UPMC Johnson & Johnson Drive-Up Clinics (April 14 and 15 ONLY)

REGISTRATION:

vaccine.upmc.com or 833-676-1995

LOCATION:

Galleria at Pittsburgh Mills

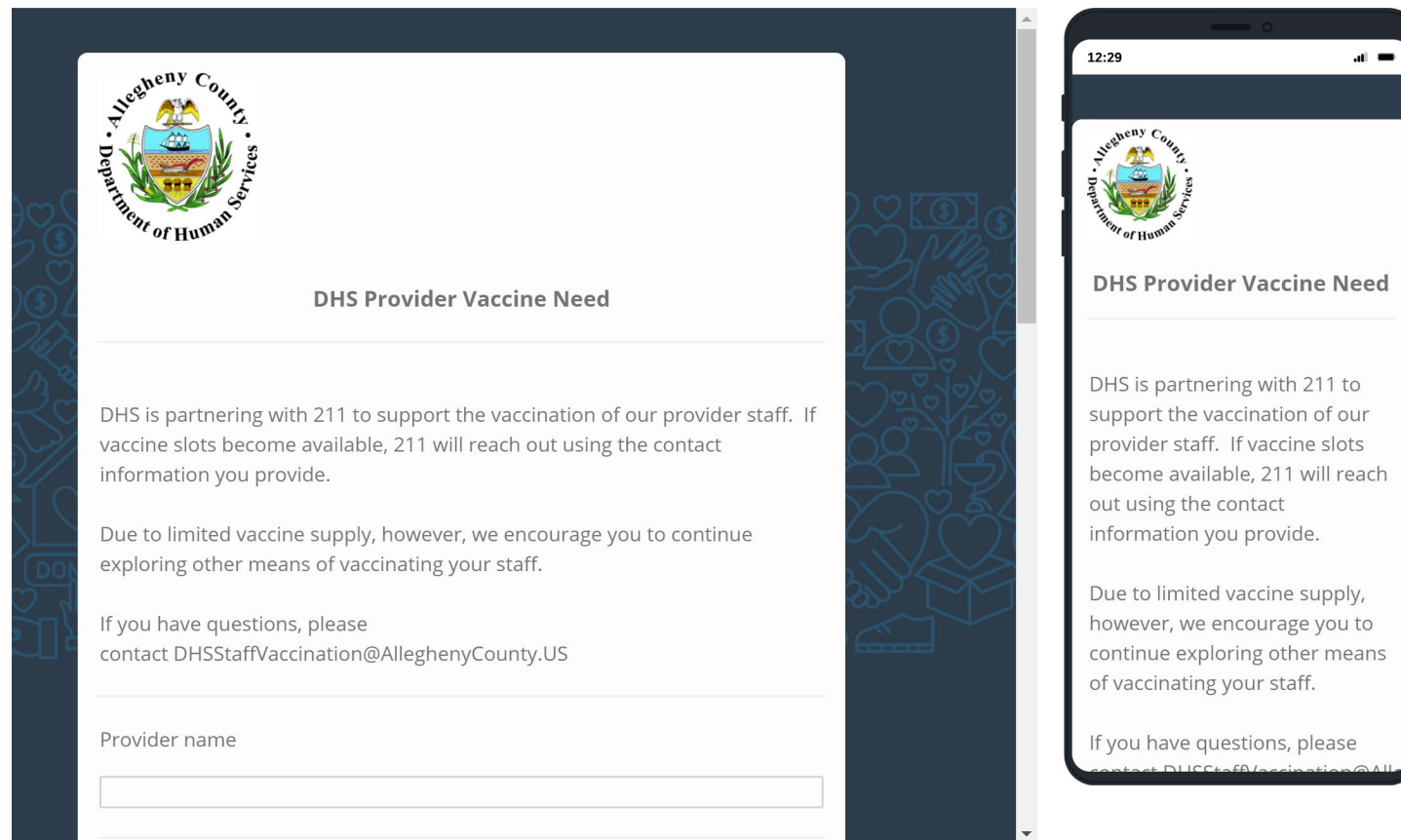


J & J Vaccine Clinic at Pittsburgh Mills

- UPMC's largest single dose J&J drive-through venue next week at the Pittsburgh Mills
- 12,000 open appointments available in 2 days (April 14th & April 15th). This will be a very open access event.
- Follow this link to schedule: <http://vaccine.upmc.com>

Reporting Vaccine Need

Please fill out this survey to share how many of your eligible staff and clients still need the COVID-19 vaccine: <https://bit.ly/2QGjfmj>



The image displays a survey form titled "DHS Provider Vaccine Need" from the Allegheny County Department of Human Services. The form is shown in two views: a desktop view on the left and a mobile view on the right. The desktop view shows the full content of the survey, including the Allegheny County logo, the title, and three paragraphs of text. The mobile view shows the same content but with a dark blue background and a pattern of icons, and the text is slightly smaller and wrapped to fit the screen. The desktop view includes a text input field for "Provider name" at the bottom.

Allegheny County
Department of Human Services


DHS Provider Vaccine Need

DHS is partnering with 211 to support the vaccination of our provider staff. If vaccine slots become available, 211 will reach out using the contact information you provide.

Due to limited vaccine supply, however, we encourage you to continue exploring other means of vaccinating your staff.

If you have questions, please contact DHSStaffVaccination@AlleghenyCounty.US

Provider name



The Pittsburgh Study

April 2021

TPS Family Strengths Survey Updates

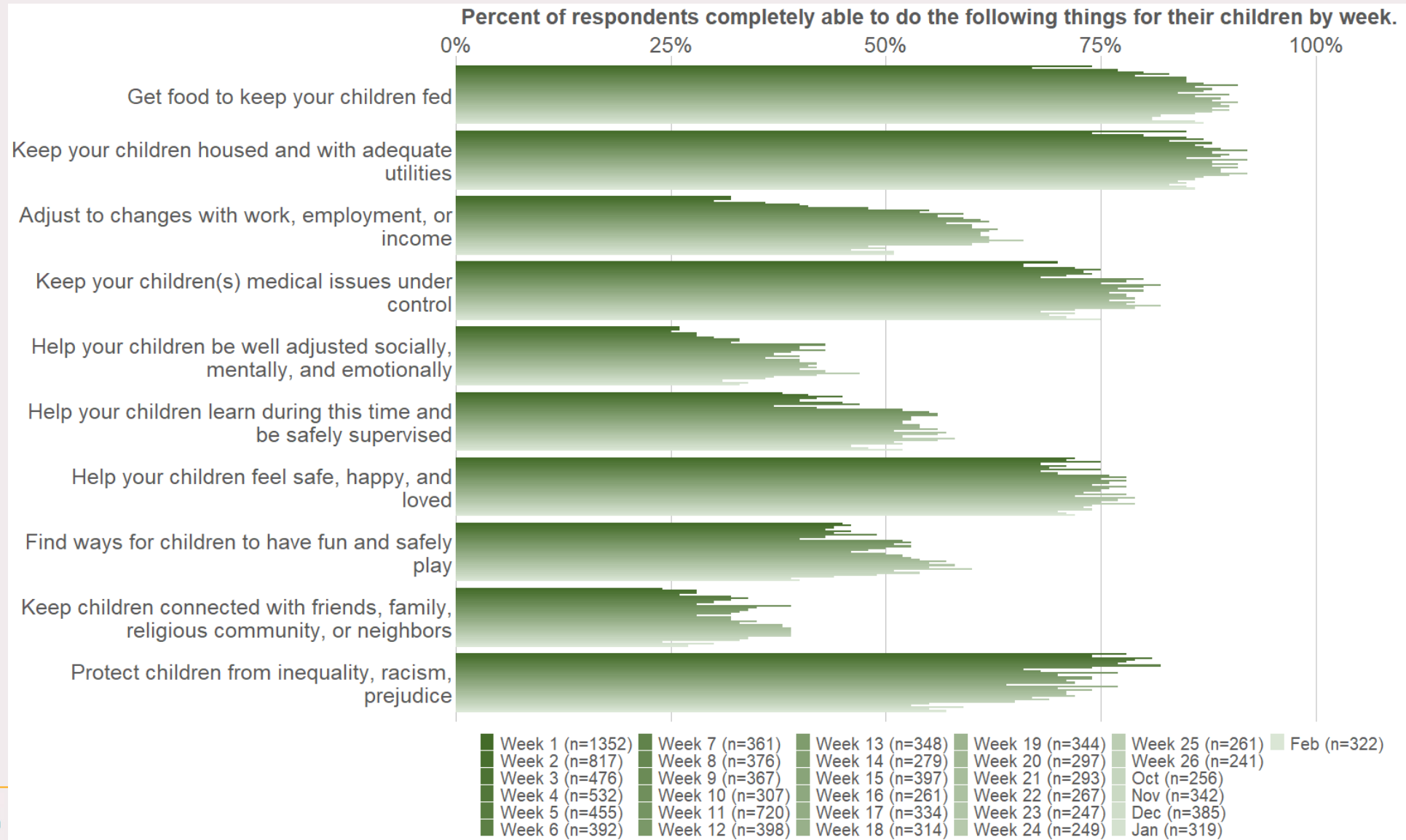
TPS Co-directors: Liz Miller & Felicia Savage-Friedman
FSS: Kristin Ray & Anna Ettinger

The Pittsburgh Study is made possible by the generous support of The Shear Family Foundation, The Grable Foundation, and the University of Pittsburgh School of Medicine Department of Pediatrics.

Survey Participant Demographics

Caregiver/Parent Characteristic		N(%)
Age	18-29 years old	13 (4.0%)
	30-44 years old	213 (65.7%)
	45-64 years old	95 (29.3%)
	65 years of older	1 (0.3%)
Gender		282 (87.0%)
Female		
Race	Black or African American	21 (6.5%)
	White	285 (88.0%)
Child's race is different than parent		33 (10.2%)
Hispanic or Latino/a/x ethnicity		9 (2.8%)
Household income pre-pandemic	<15,000	11 (3.4%)
	15,000-24,999	11 (3.4%)
	25,000-49,999	35 (10.8%)
	50,000-74,999	45 (13.9%)
	\$75,000-\$99,999	60 (18.5%)
	>\$100,000	154 (47.5%)
Health Insurance Status	Medicaid/CHIP	101 (32%)
	Commercial/employer-based	260 (81%)
	Uninsured	1 (0%)
	Not sure/don't know	2(1%)
English-speaking household		317 (97.8%)
Adults in household, median (interquartile range)		2 (2-2)
Children in household, median (interquartile range)		3 (2-3)

Child Thriving throughout Pandemic



Parent Thriving throughout Pandemic



Human Flourishing Scale

	FSS Mean (sd) n=322	US Sample January 2020 (n=2010) *	US Sample June 2020 (n=3020) *
Happiness: Overall, how satisfied are you with life as a whole these days? / In general, how happy or unhappy do you usually feel?	6.7 (1.9)	6.9 (2.1)	6.2 (2.3)
Health: In general, how would you rate your physical health? / How would you rate your overall mental health?	6.8 (1.8)	7.1 (2.0)	6.4 (2.2)
Meaning: Overall, to what extent do you feel the things you do in your life are worthwhile? / I understand my purpose in life	7.7 (2)	7.0 (2.2)	6.6 (2.4)
Character: I always act to promote good in all circumstances, even in difficult and challenging situations / I am always able to give up some happiness now for greater happiness later	7.9 (1.5)	7.0 (1.8)	7.0 (2.0)
Relationships: I am content with my friendships and relationships / My relationships are as satisfying as I would want them to be	7.0 (2.3)	6.9 (2.3)	6.7 (2.5)
Financial: How often do you worry about being able to meet normal monthly living expenses? / How often do you worry about safety, food, or housing?	7.6 (2.9)	5.7 (2.8)	4.8 (3.0)
Flourish Total Score (first 5 domains)	7.2 (1.6)	7.0 (1.7)	6.6 (2.0)
Flourish Secure Total Score (all domains)	7.3 (1.6)	6.8 (1.7)	6.3 (1.7)

Adult Unmet Health Needs

During the past month, was there any time when <u>you</u> needed health care but it was not received? By health care, we mean medical care as well as other kinds of care like dental care, vision care, and mental health services.	Number (%) N=322 Yes	Weighted
	49 (15%)	59.5 (19%)

Which types of care did YOU not receive?	Number (%) n=49	Weighted
Medical Care for an illness or problem	17 (35%)	23.2 (39%)
Medical Care for a check-up or well check or shots	5 (10%)	7.6 (13%)
Dental Care	26 (53%)	30.2 (51%)
Vision Care	17 (35%)	22.0 (37%)
Hearing Care	1 (2%)	1.9 (3%)
Mental Health Services	16 (33%)	18.3 (31%)
Prenatal care or other pregnancy-related services (e.g., doula support, breastfeeding support)	3 (6%)	2.3 (4%)
Medications	3 (6%)	3.8 (6%)

Child Unmet Health Needs

During the past month, was there any time when <u>your child</u> needed health care but it was not received? By health care, we mean medical care as well as other kinds of care like dental care, vision care, and mental health services.	Number (%) N=319 Yes	Weighted
	21 (7%)	25.5 (8%)

Which types of care were not received?	Number (%) n=21	Weighted
Medical Care for a child's illness or problem	1 (5%)	0.8 (3%)
Medical Care for a check-up or well check or shots	7 (33%)	6.7 (26%)
Dental Care	13 (62%)	17.5 (69%)
Vision Care	5 (24%)	7.2 (28%)
Hearing Care	0 (0%)	0.0 (0%)
Mental Health Services	5 (24%)	5.2 (20%)
Other	0 (0%)	0.0 (0%)
Outpatient therapies, such as PT, OT, and speech/language therapy	2 (10%)	1.1 (4%)
Medications	1 (5%)	1.1 (4%)
Home health services and respite care	2 (10%)	1.7 (7%)
Early intervention services	0 (0%)	0.0 (0%)

Food and Housing Insecurity

We worried whether our food would run out before we got money to buy more.	Number (%) n=323	Weighted
Often True / Sometimes True	29 (9%)	35.2 (11%)
Never True	294 (91%)	278.9 (89%)

The food we bought just didn't last, and we didn't have money to get more.	Number (%) n=321	Weighted
Often True / Sometimes True	39 (12%)	50.9 (16%)
Never True	282 (88%)	263.2 (84%)

Are you worried about losing your housing?	Number (%) n=322	Weighted
Yes	21 (7%)	27.7 (9%)
No	293 (91%)	282.0 (89%)
I choose not to answer	8 (2%)	6.3 (2%)

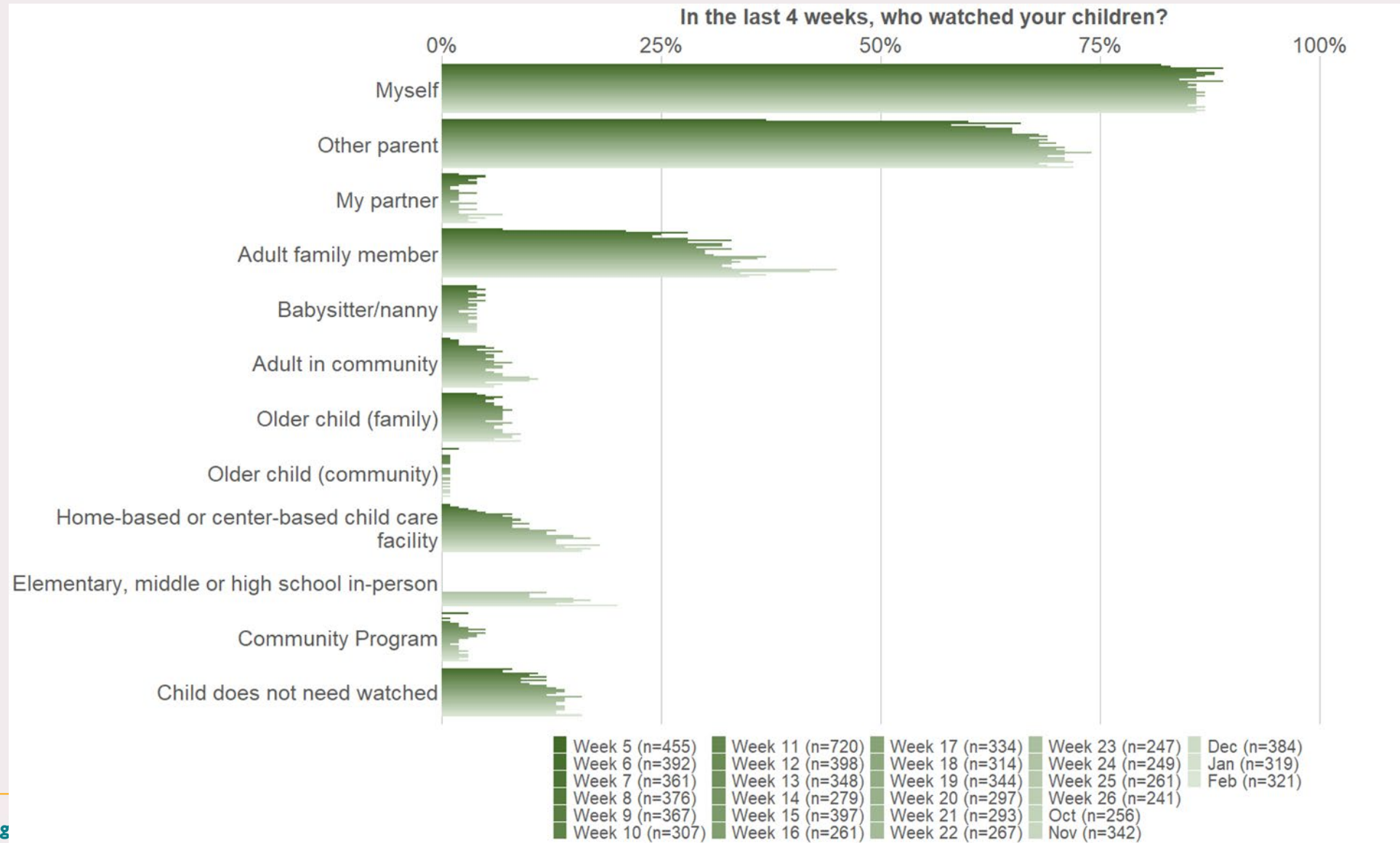
Resource Use

Many families need extra help these days. During the last 4 weeks, which of these programs or resources did you use?	Number (%) n=317	Weighted
Food Stamps (also known as SNAP, Supplemental Nutrition Assistance Program)	33 (10%)	45.8 (15%)
WIC (also known as Special Supplemental Nutrition Program for Women, Infants, and Children)	9 (3%)	14.5 (5%)
Food from food banks, pantries, or drive-up distributions	14 (4%)	19.9 (6%)
Free food from your child's school (picked up by you or delivered to your home)	40 (13%)	37.7 (12%)
Pandemic-EBT or P-EBT (funds sent to households with children who qualify for free or reduced-price school meals)	10 (3%)	10.5 (3%)
Cash assistance (such as Temporary Assistance for Needy Families (TANF))	1 (0%)	1.1 (0%)
Unemployment compensation or pandemic unemployment assistance	29 (9%)	34.0 (11%)
Pandemic stimulus payments	60 (19%)	61.2 (20%)
Transportation assistance (such as MATP)	1 (0%)	0.3 (0%)
Rent or mortgage assistance	4 (1%)	8.0 (3%)
Mutual aid organization support	0 (0%)	0.0 (0%)
Other (please write in)	7 (2%)	8.9 (3%)
None of these	196 (62%)	178.4 (57%)

Resource Needs

In the past month, have you or any family members you live with been unable to get any of the following when it was really needed?	Number (%) n=321 Yes	No	I Choose Not to Answer
Clothing	27 (8%)	288 (90%)	5 (2%)
Utilities	30 (9%)	289 (90%)	2 (1%)
Phone	28 (9%)	289 (90%)	3 (1%)
Internet	29 (9%)	288 (90%)	3 (1%)
Child Care	43 (13%)	268 (83%)	7 (2%)
School Supplies	20 (6%)	284 (88%)	9 (3%)
Other (please write)	5 (2%)	148 (46%)	23 (7%)

Child Care

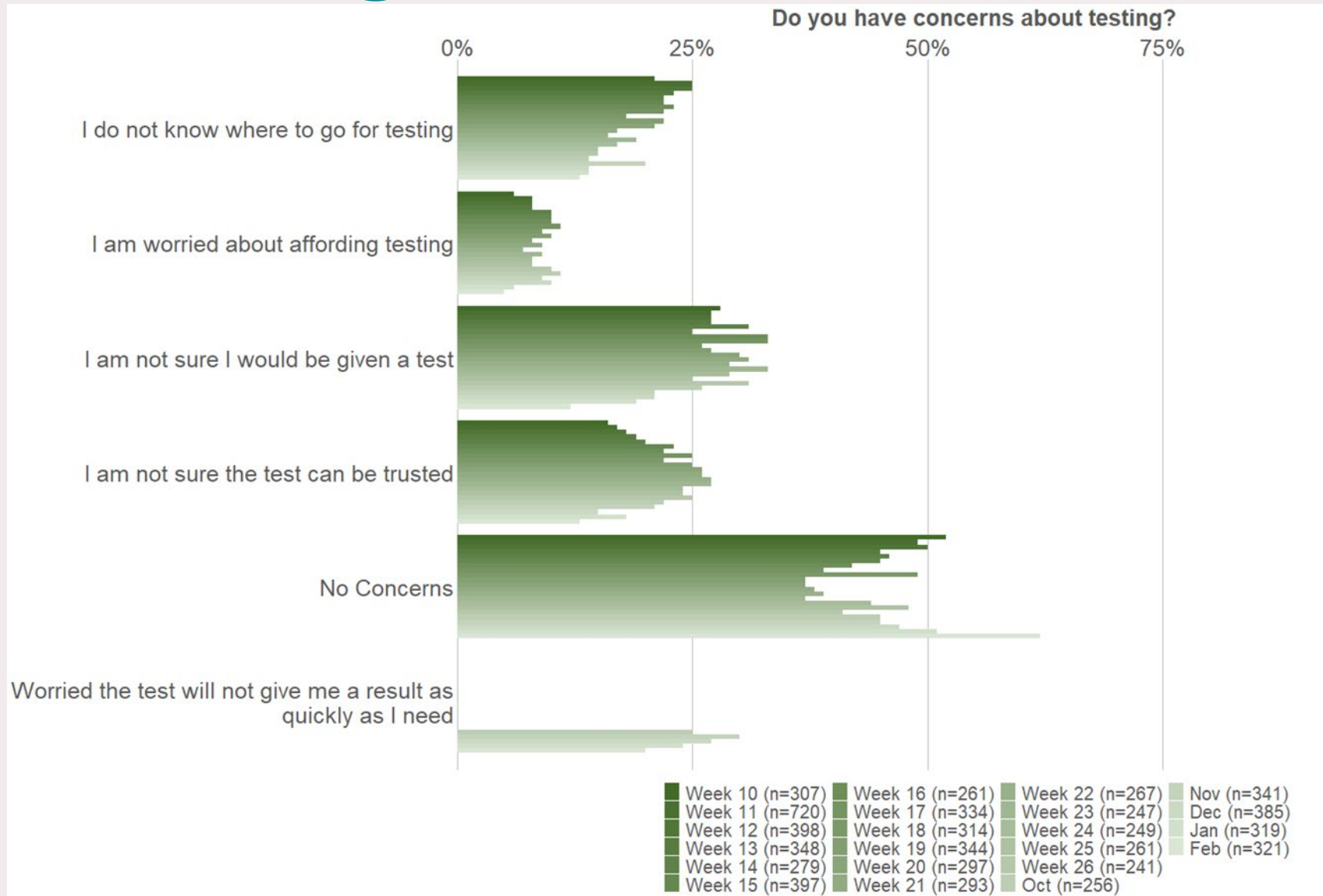


School Absenteeism and Satisfaction

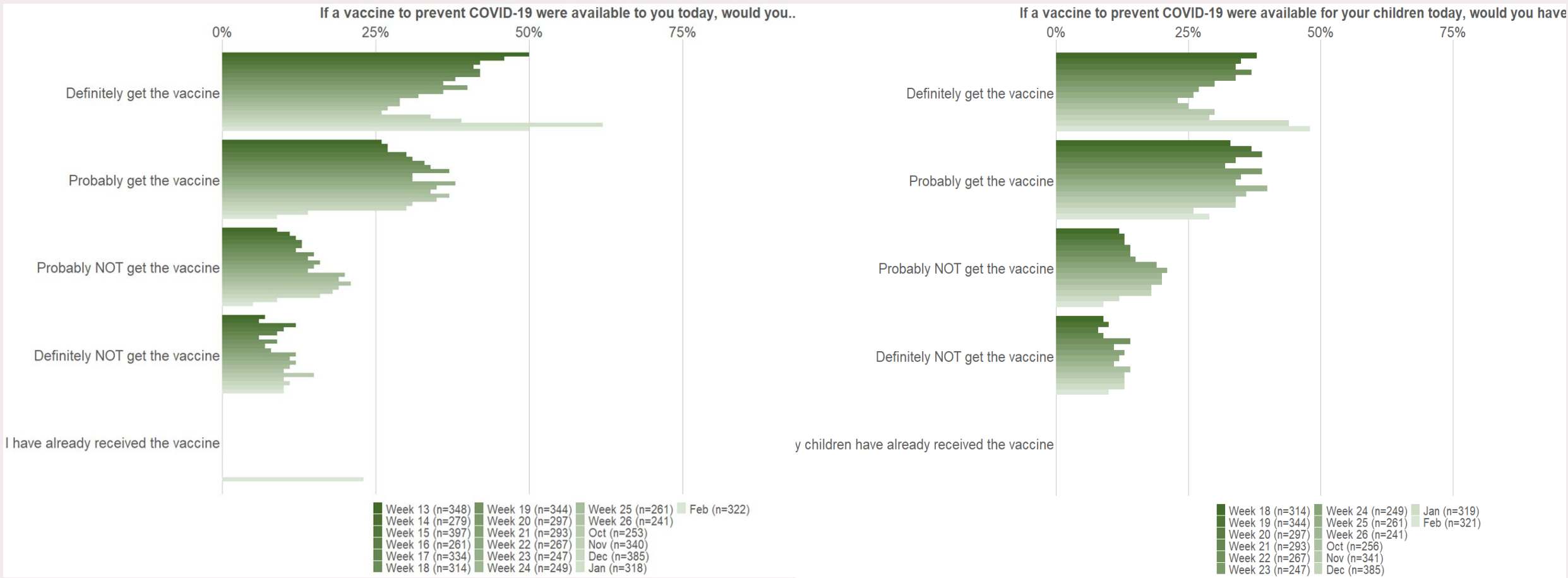
During the last 4 weeks, about how many whole days of school did your child(ren) miss because of illness or injury	Number (%) n=319	Weighted
No missed school days	216 (68%)	210.2 (67%)
1-3 day	49 (15%)	52.0 (17%)
4-6 days	6 (2%)	6.0 (2%)
7-10 days	5 (2%)	4.7 (2%)
This child was not enrolled in school	43 (13%)	40.1 (13%)

Are you satisfied with how your child is doing in school?	Number (%) n=301	Weighted
Yes, very satisfied	151 (50%)	136.0 (46%)
Yes, somewhat satisfied	105 (35%)	113.4 (38%)
No	45 (15%)	47.4 (16%)

COVID Testing Concerns



Adult and Child COVID Vaccine Intentions



Healthy Families Research Project

- Collaborate with school districts and community partners in Washington, Fayette, and Greene counties to assess families' strengths and challenges during the pandemic, such as food, housing, education, or child care needs.
- **Project Goals:**
 - Increase family utilization of community resources supporting school success in areas of greatest need to reduce inequities.
 - Reduce family reported unmet health, social, and educational needs over time.
 - Improve school and caregiver ability to support child thriving and academic outcomes.



Key Contacts

- Provider questions for Allegheny County Health Department
 - DHS-COVID19Planning@alleghenycounty.us
 - Use the subject field to indicate if your qq is about CYF, Aging, BH, CYF, ID, Community Services, or DHS operations (e.g., contracting, payment)
 - <https://www.alleghenycounty.us/healthdepartment/index.aspx>
- Key DHS staff
 - Payment inquiries: Dan Evancho Dan.Evancho@alleghenycounty.us
 - Contract inquiries: Kathy Heinz Kathy.Heinz@alleghenycounty.us
Laura Brigido Laura.Brigido@alleghenycounty.us
- United Way 2-1-1
 - For basic needs assistance or general COVID-19 inquiries call the 24/7 COVID-19 Hotline at 1-888-856-2774. Language services are available.



The positivity rate has increased in the last week. On April 4th, there was a positivity rate of **30%** (142 cases out of 470 tests). The last time it was this high was mid-December.



COVID-19 in Allegheny County

Metric #1: Positivity Rate

METRIC 1

METRIC DEFINITION: The average daily positivity rate is less than or equal to 10%.

A positivity rate below 10% indicates that enough testing is being done to find all the active infections. Identifying the active infections is essential for contact tracing and to stop the spread of the disease.

WEEK BEGINNING ON	AVERAGE POSITIVITY RATE	% CHANGE FROM PREVIOUS WEEK	METRIC MET
3/29/2021	27.1%	19.3%	X
3/22/2021	22.7%	3.2%	X
3/15/2021	22.0%	24.7%	X
3/8/2021	17.7%		X

Data Source: PA National Electronic Disease Surveillance System (PA-NEDSS)

Citation: World Health Organization

Note: Per the Health Department, there is a data lag in reported cases and tests.

Data through April 4, 2021 was used for this metric.



With the rise in cases, the number of cases per tests has declined.



COVID-19 in Allegheny County

Metric #2: Number of People Tested Per New Case

METRIC
2

METRIC DEFINITION: The count of people tested for each case over the last 7 days is greater than or equal to 50.

Testing should be responsive to the number of cases. As case counts increase, so should testing. As case counts decrease, so also should testing.

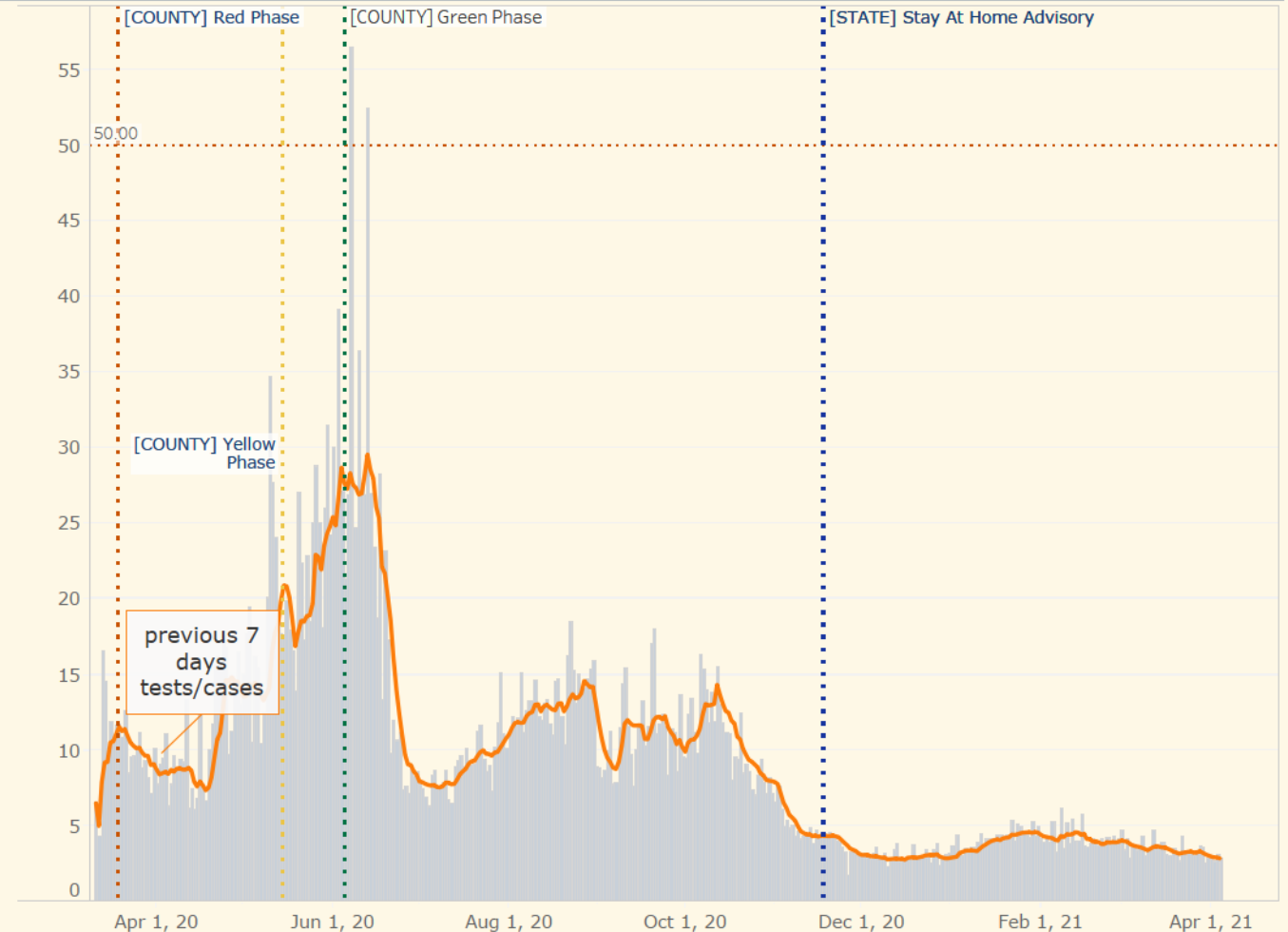
WEEK BEGINNING ON	COUNT OF TESTS/COUNT OF CASES	% CHANGE FROM PREVIOUS WEEK	METRIC MET
3/29/2021	2.9	-14%	X
3/22/2021	3.3	5%	X
3/15/2021	3.2	-13%	X
3/8/2021	3.6		X

Data Source: PA National Electronic Disease Surveillance System (PA-NEDSS)

Citation: Washington State Department of Health

Note: Per the Health Department, there is a data lag in reported cases and tests.

Data through April 4, 2021 was used for this metric.



Cases have increased over the last two weeks, with a 7% increase over this past week. The last time cases were this high was mid-January



COVID-19 in Allegheny County

METRIC 3

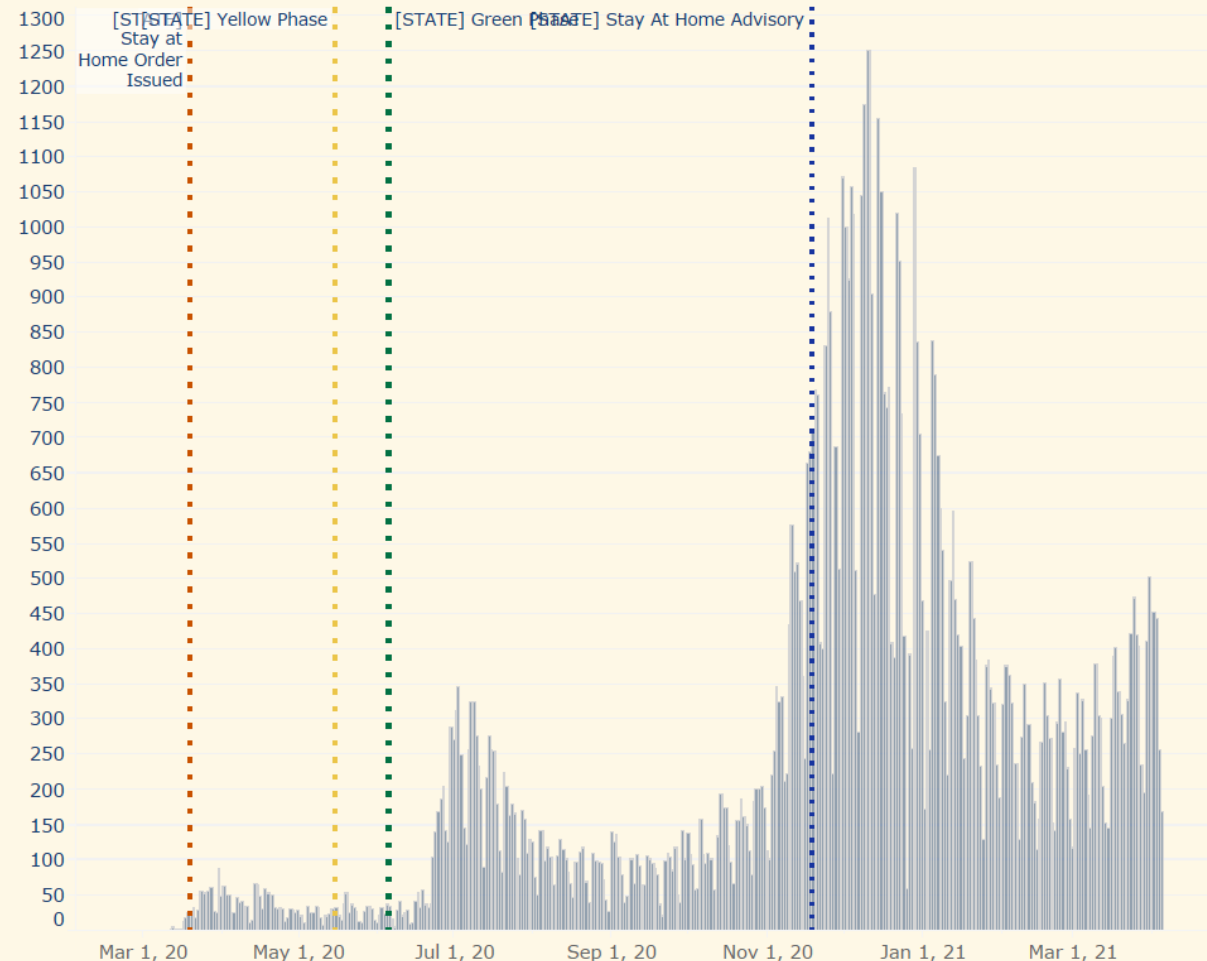
Metric #3: Declining or Low Case Counts

METRIC DEFINITION: The 14 day count of new cases is declining or is consistently low.

A declining or low case counts indicates fewer people are infected and have the ability to spread COVID-19 to others.

WEEK BEGINNING ON	COUNT OF CASES	% CHANGE FROM PREVIOUS WEEK	AVERAGE DAILY POSITIVE TEST RATE	METRIC MET
3/29/2021	2,674	7%	27.3%	X
3/22/2021	2,479	11%	22.8%	X
3/15/2021	2,240	27%	22.1%	X
3/8/2021	1,762		17.7%	X

Data Source: PA National Electronic Disease Surveillance System (PA-NEDSS)
Citation: National Governors Association
Note: Per the Health Department, there is a data lag in reported cases and tests. Data through April 4, 2021 was used for this metric.



Deaths continue to fall and are low.



COVID-19 in Allegheny County

Metric #7: Decline in Deaths

METRIC
7

METRIC DEFINITION: The daily decline in the 3 day rolling average count of deaths

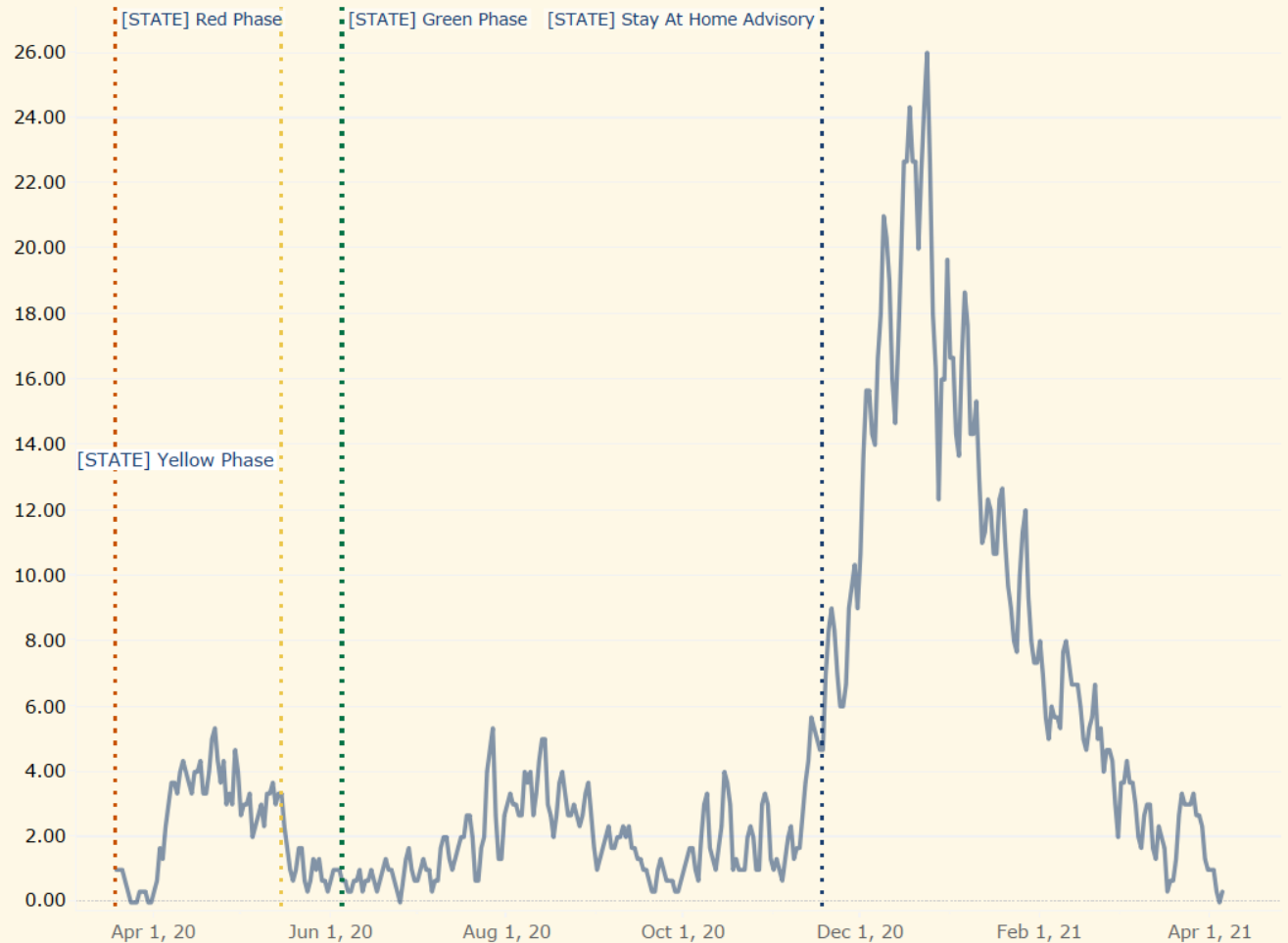
WEEK BEGINNING ON	COUNT OF DEATHS	% CHANGE FROM PREVIOUS WEEK	METRIC MET ON LAST DAY OF WEEK
3/29/2021	4	-81%	X
3/22/2021	21	75%	X
3/15/2021	12	-29%	X
3/8/2021	17		X

Data Source: Hospital and Health System Association of Pennsylvania (<https://public.tableau.com/profile/hap.research#!/vizhome/EEIRegion/EEIRegion>)

Citation: State of Massachusetts

Note: Per the Health Department, there is a data lag in reported cases and tests.

Data through April 4, 2021 was used for this metric.





COVID-19 in Allegheny County

Metric #7: Decline in Deaths

METRIC DEFINITION: The daily decline in the 3 day rolling average count of deaths

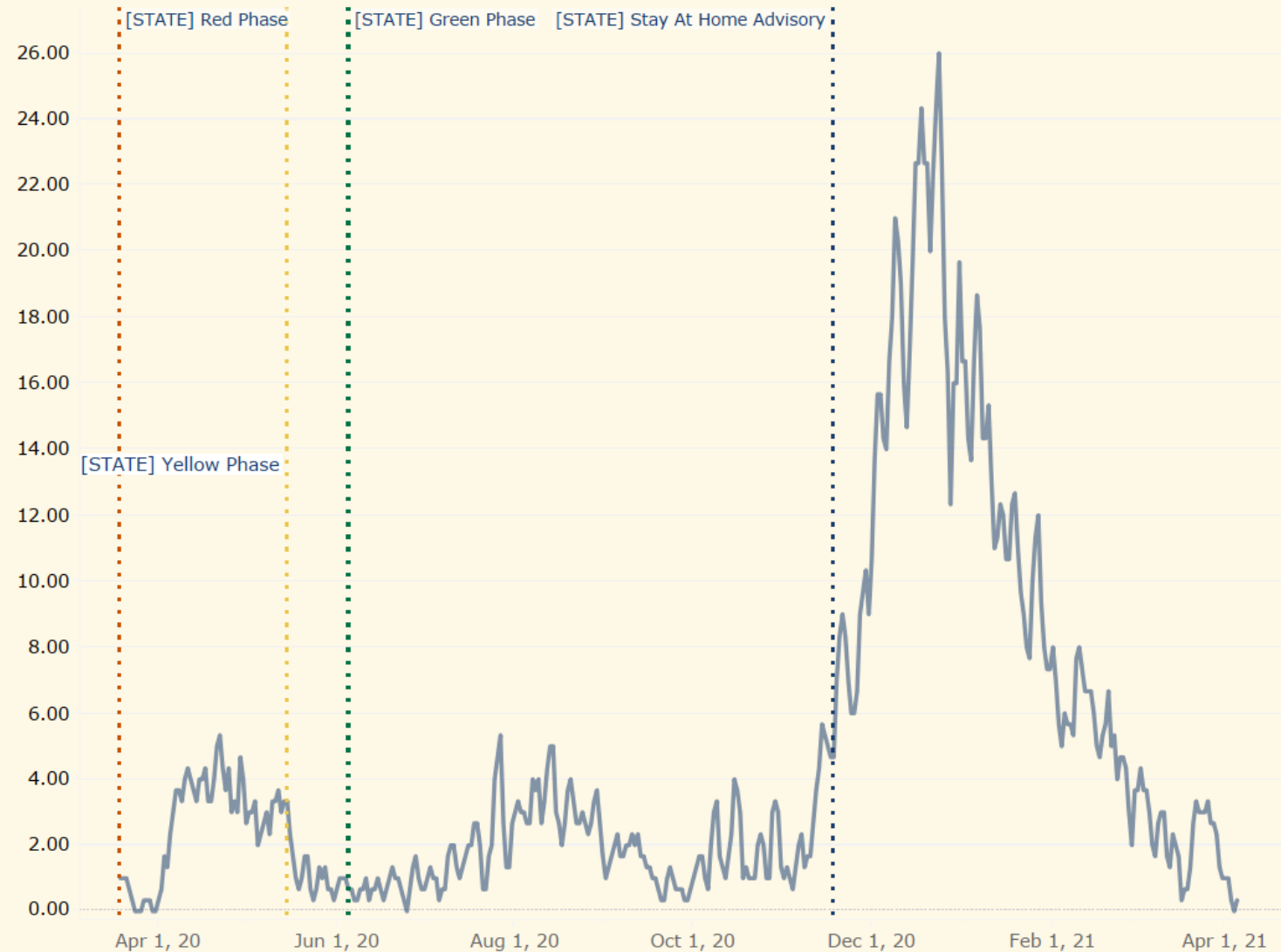
WEEK BEGINNING ON	COUNT OF DEATHS	% CHANGE FROM PREVIOUS WEEK	METRIC MET ON LAST DAY OF WEEK
3/29/2021	4	-81%	X
3/22/2021	21	75%	X
3/15/2021	12	-29%	X
3/8/2021	17		X

Data Source: Hospital and Health System Association of Pennsylvania (<https://public.tableau.com/profile/hap.research#!/vizhome/EEIRegion/EEIRegion>)

Citation: State of Massachusetts

Note: Per the Health Department, there is a data lag in reported cases and tests.

Data through April 4, 2021 was used for this metric.



A complex network diagram with various sized nodes (black, blue, grey) and connecting lines, overlaid on a background of faint, light blue circular patterns.

BRIDGING THE DIGITAL DIVIDE: UPDATES

FREE PUBLIC WIFI – 10 SITES LIVE!

FIND THESE AND MORE AT:
WIFI.ALLEGHENYCOUNTY.US

CYF Mon Valley Regional Office	355 Lincoln Hwy, Suite 500 – Entire Lot	Entire Plaza Lot
CYF Permanency Office	10 Duff Rd, Penn Hills, PA	Entire Lot
CYF East Regional Office/Intake	10700 Frankstown Rd, Pittsburgh, PA	Rear Lot
DHS Gristmill Office	101 Bellevue Rd, Pittsburgh, PA	Upper-Left Lot
Donnelly-Boland HQ	2801 Custer Ave, Pittsburgh, PA	Street and Church Lot
Kingsley Family Center	6435 Frankstown Ave, Pittsburgh, PA	Front Lot
Highlands Family Center	415 E 4th Ave #6, Tarentum, PA,	Entire Lot & Courtyard
Duquesne Family Center	1 Library Pl. Duquesne, PA	Entire Lot & Surrounding Streets
Highlands Family Center	415 E. 4 th Ave Suite 6. Tarentum, PA	Front Lot & Courtyard
DES Main Office	600 Mifflin Rd, Hays, PA	Rear Lot
Phillips Rec Center	201 Parkfield St, Pittsburgh, PA	Middle Seating Area and lower lot

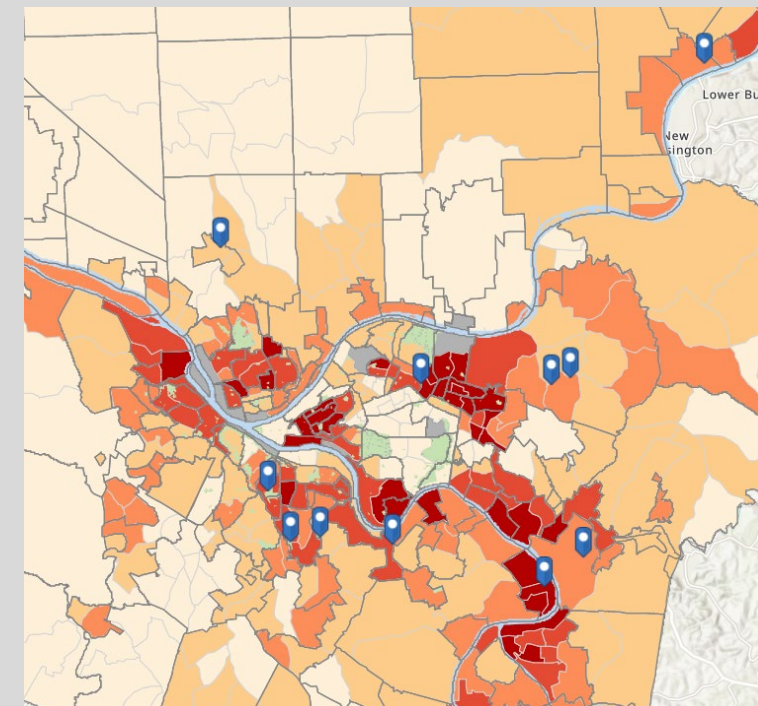
Look for these signs!

PUBLIC WiFi HERE!
Free! No username or password required.



Find more WiFi hotspots at wifi.allegheycounty.us

Allegheny_Public



PUBLIC WiFi HERE!

Free! No username or password required.



SCAN ME



Find more WiFi hotspots at wifi.alleghenycounty.us

Allegheny_Public

WiFi Map

Add a New Location

FAQ

You can **locate yourself** by pressing the crosshair icon, using the search function with the magnifying lens icon on the right, or panning the map to discover nearby publicly-available WiFi hotspots. Quickly **look at a list** of available locations below and **toggle the filters** to discover sites that are near amenities. Add new locations to this map by using the form in the [Add a New Location](#) link above. All efforts are being made to keep the map as current as possible, but because some of this information is crowdsourced, there may be inaccuracies. If you discover any errors in this map, please email Covid19-Supplies@alleghenycounty.us.

Search WiFi Locations

Sort by Name

- 1101 Arlington Ave**
(available 24 hours/day, 7 days/week)
1101 Arlington Ave
Pittsburgh, PA 15210
[Select this location on the map for more details.](#)
- 1415 Milan Ave**
(available 24 hours/day, 7 days/week)
1415 Milan Ave
Pittsburgh, PA 15226
[Select this location on the map for more details.](#)
- 1517 Milan Ave**
(available 24 hours/day, 7 days/week)
1517 Milan Ave
Pittsburgh, PA 15226
[Select this location on the map for more details.](#)
- 1731 Potomac Ave**
(available 24 hours/day, 7 days/week)
1731 Potomac Ave
Pittsburgh, PA 15216
[Select this location on the map for more details.](#)

WiFi.ALLEGHENYCOUNTY.US

Nearby Restroom

Nearby Seating

Nearby Vending Machines

COMMUNITY/PUBLIC WI-FI MAP NOW AVAILABLE

DEVICE REQUESTS

- DHS has Distributed 2,804 laptops to date
- DHS has Distributed 759 hotspots to date
- DHS continues to receive requests for devices
 - [Device Request Form](#)
- We have headsets in stock! If you need a headset, please email us.
 - dhs-covid19supplies@alleghenycounty.us

