

THIS CALL IS BEING RECORDED

DHS Provider Briefings

Thursday 1/28/21

Briefings occur weekly, on Thursdays, at 4:30 PM



Agenda

- Announcements
- Policy & Legislative Updates
- Richard King Mellon Foundation Grant opportunity:
Economic Mobility, Supportive Living Environments
- Improving Crisis Prevention and Response – Jenn Batterton
- Vaccine information
- Program updates



COVID-19



Allegheny County Mobile Testing Sites

Friday, Jan 29, 9am-4pm

City of Clairton Municipal Building
551 Ravensburg Blvd, Clairton, PA 15025

Pre-registration link:
<https://curative.com/sites/15396/>

Friday, Jan 29, 1pm-4pm

St. Paul AME Church
400 Orchard Place, Pittsburgh, PA 15210

Pre-registration link:
<https://curative.com/sites/15426>

Squirrel Hill Health Center Mobile Testing Site

Friday, Jan 29, 1:00pm - 4:00

Squirrel Hill, Jewish Association on Aging
300 JHF Drive Pittsburgh PA 15217

Pre-registration link:
<http://alleghenyCovidtesting.com>

Walk-ins welcomed

Insurance not required. However, if you have insurance that will cover the cost, your insurance will be billed

**These sites are for
Covid-19 testing ONLY.**

**Vaccines are NOT
AVAILABLE at these
locations**

FOOD RESOURCES

Monday,
February 1

Duquesne

3 p.m. – 5 p.m.
Greater Pittsburgh Community Food Bank
1 N Linden Street, Duquesne, PA 15110

[MAKE A RESERVATION](#)

Tuesday,
February 9

**Allegheny
Valley**

4 p.m. – 6 p.m.
Pittsburgh Mills Galleria
590 Pittsburgh Mills Blvd., Tarentum, PA 15084

[MAKE A RESERVATION](#)

Thursday,
February 11

Glassport

1 p.m. to 3:00 p.m.
Queen of the Rosary Church
530 Michigan Ave, Glassport, PA 15045

[MAKE A RESERVATION](#)

Make Reservations Here!

[Drive-Up Food Distributions - Greater Pittsburgh Community Food Bank \(pittsburghfoodbank.org\)](#)

The Food Bank's network of food pantries is ready and able to serve you!
Connecting with a pantry in your area means consistent access to food.

Active Solicitations

RFP for Family-Centered Service Coordination for Families Involved with Child Welfare and Mental Health Services

- Proposals due Tuesday, February 9

RFP for Foster Care Agencies

- Proposals due Wednesday, February 10

Slides and recordings from both pre-proposal conferences are on the Solicitations site. Answers to questions asked during conferences are in the Q&A documents.

[Link](#) to DHS Solicitations

Policy & Legislative Update

- **Extending the Eviction Moratorium**
 - CDC has extended the current order until “at least March 31, 2021.”
- **Pausing Federal Student Loan Payments**
 - [The Department of Education](#) will extend the pause on federal student loan payments and collections and keep the interest rate at 0% through September 30, 2021.
- **Increasing Pandemic Economic Relief and Food Assistance**
 - [EO](#) directing Federal agencies to identify actions they can take within existing authorities to address the current economic crisis resulting from the pandemic.
 - [EO](#) requesting the Department of Agriculture to expand and increase food assistance benefit programs, including the Pandemic-EBT program and SNAP.
- **Promoting Racial Equity**
 - [EO](#) to advance racial equity by requiring Federal agencies to recognize and work to redress inequities in their policies and programs that serve as barriers to equal opportunity.
 - [EO](#) banning discrimination on the basis of gender identity or sexual orientation.
 - [Memorandum](#) condemning and combating racism, xenophobia, and intolerance against Asian Americans and Pacific Islanders that was generated during the COVID-19 pandemic.
 - [Memorandum](#) directing HUD to promote equitable housing policies acknowledging the role the Federal government has played in racially discriminatory housing policies that contributed to segregated neighborhoods and inhibited equal opportunity and the chance to build wealth.
 - [EO](#) to ensure an equitable pandemic response and recovery through the creation of a COVID-19 Health Equity Task Force and requirement that Federal agencies prevent and remedy differences in COVID-19 care and outcomes within communities of color and other underserved populations.

Policy & Legislative Update

- **Ending the Use of Private Prisons**

- [EO](#) directing the Attorney General to not renew contracts with privately operated criminal facilities private prisons, with the aim to end the use of private prisons.

- **Upholding DACA**

- [Memorandum](#) directing the Department of Homeland Security to preserve and strengthen the Deferred Action for Childhood Arrivals (DACA) guidance.

- **Modernizing Regulatory Review**

- [Memorandum](#) to improve the regulatory process to promote public health, social welfare, and economic growth, and establish procedures that consider the distributional consequences of regulations to ensure they appropriately benefit and do not inappropriately burden disadvantaged, vulnerable, or marginalized communities.

- **Promoting Scientific Integrity and Evidence-Based Policymaking**

- [Memorandum](#) to ensure there will not be political interference in scientific research and reports and that Federal agencies develop and implement robust evidence-based policymaking plans and annual evaluation plans, and establish government-wide best practices for the use, protection, dissemination, and generation of data.

Policy & Legislative Update - State

- PA DHS released a Racial Equity report last week detailing the ways in which systemic racism has led to disproportionate representation of people of color in its programs and affected the administration of programs. The report discusses health disparities as well as looks at economic justice, food security, juvenile justice, early childhood education and child welfare through a racial equity lens. Next steps for PADHS include:
 - A continued coordinated, department-wide effort to analyze data from physical health, behavioral health, long-term services and supports, and programs serving people with intellectual disabilities and autism to identify gaps, opportunities and trends by race; and
 - In childcare, a focus on improving the quality of non-certified legally operating relative settings through parent engagement, enhanced parent and relative provider orientation, creation of an early learning tool kit and targeted training for relative providers and certified STAR 1 and 2 providers.
 - The full report can be found [here](#) and a summary [here](#).

Policy & Legislative Update - State

- Governor Wolf will give his budget address next Tuesday (Feb 2nd), providing an update on the state of the Commonwealth and his budget plan for the 2021-2022 fiscal year.
 - The address will kick-off budget hearings to finish the state's budget by June 30th.
- House Dems announced a "Safe at Home" package of bills to help renters, homeowners in debt and small "mom and pop" landlords, citing over 1 million renters and homeowners who are struggling to keep up with payments.
- Yesterday, the State Senate approved legislation (SB 109) which provides \$912m in COVID-19 relief, including \$570m to be distributed to all 67 counties for the Emergency Rental Assistance Program, covering rent and utilities. The House is expected to pass the legislation early next week.

Policy & Legislative Update - Local

- Pittsburgh City Council is considering a large investment in affordable housing construction.
 - Conversations are occurring between City Council and the Urban Redevelopment Authority (URA) about a \$60 million bond to jumpstart affordable housing construction in the City.
 - Biggest sticking point is who will take the debt: the City or the URA.

Funding Opportunities

- The Richard King Mellon Foundation has announced its [2021-2030 strategy](#), which will serve as a roadmap to award more than \$1.2B over the next decade.
- **The Foundation is using Requests for Ideas (RFIs) and Request for Proposals (RFPs) to provide focused funding opportunities. The following RFPs and RFIs are currently active.**
 - Request for Proposals
 - [Economic Mobility, Supportive Living Environments for Children and Youth](#): Applicants should [submit proposals via our online proposal application](#) by February 25, 11:59 pm. Funding decisions will be announced by April 13, 2021
 - Requests for Ideas
 - [Career Readiness for all Ages](#): Applicants should [submit ideas via our online RFI portal](#) by February 26.
 - [Employment Opportunities in the Innovation Economy](#): Applicants should [submit ideas via our online RFI portal](#) by February 26.
 - [Healthy People and Communities](#): Applicants should [submit ideas via our online RFI portal](#) by February 26.
- Additional Funding Opportunities
 - If one of these RFIs/ RFPs is not the right fit for your organization, the Richard King Mellon Foundation continues to welcome proposals that are aligned with other aspects of the Foundation's new strategy through its online application. Organizations can apply for funding at any time using the Richard King Mellon Foundation's [online application](#).

Improving Crisis Prevention and Response

January 28, 2021



An overreliance on law enforcement and the jail

- Throughout the country, jails have become the largest mental health treatment facilities.
- 1 in 4 people shot by the police have mental illness
- Half of people with mental illness will get arrested at some time in their lifetime.

The Allegheny County Jail:

- 36% MH Services
- 32% SUD
- 6% Homeless

People who cycle in & out:

- 59% MH
 - 13% MH Crisis Services
- 44% SUD
- 10% Homeless

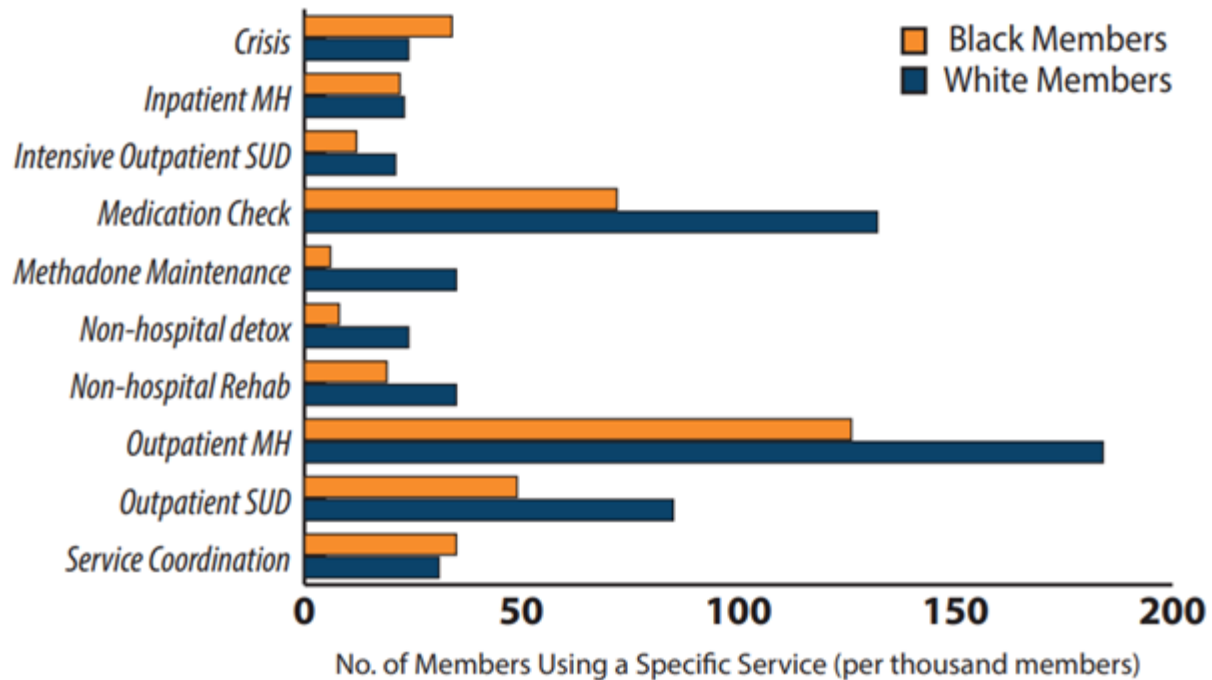
And it's not just the jail

People are cycling through our other crisis systems too:

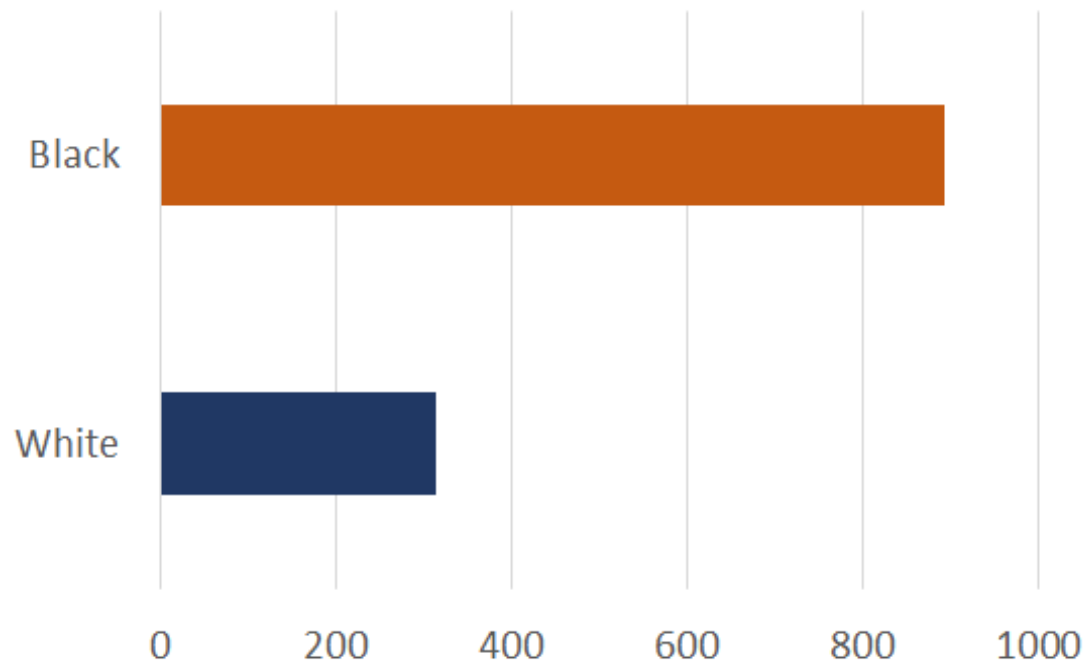
- Our emergency rooms
- Our homeless system
- Our mental health crisis services

And through it all, there are racial disparities

2017 Behavioral Health Service Utilization Among Adults by Race



Involuntary Commitment Rates





In September 2020, the County convened a diverse group of stakeholders to develop a comprehensive action plan to improve Allegheny County's response to behavioral health crises, broadly defined.

Facilitated by CSG Justice Center, the group:

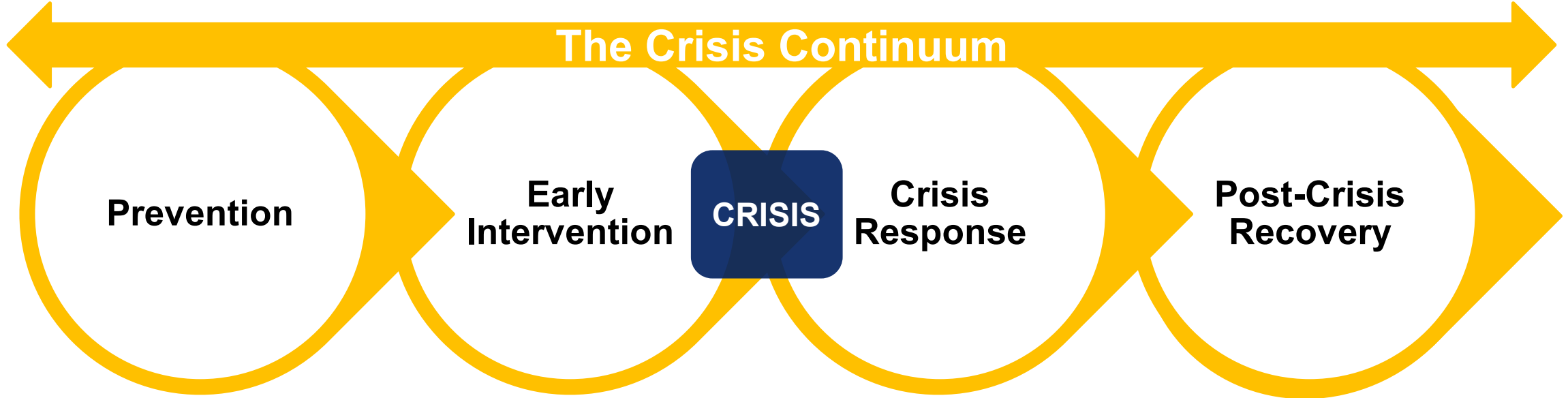
- mapped out the current crisis system;
- heard from a wide variety of stakeholders, including frontline staff and people with lived experience;
- identified gaps and opportunities within the system; and
- developed and refined a set of recommendations

The Vision for an improved Crisis Response System:

- Crisis response system builds trust with communities of color and meaningfully integrates community work, voices, skills, and expertise
- There are fewer people in active crisis
- Whenever possible, law enforcement is not the first or only response on BH crisis calls
- Jail incarceration is no longer viewed as the primary method for connecting people to behavioral health services/supports
- People are aware of, have more, and easier access to structurally competent, culturally humble, trauma-informed human services in the community.



The Crisis Continuum



Prevention

Examples include:

- Basic Needs Services: Housing, Food, Transportation, Education, Employment, Healthcare
- Behavioral Health Care

Early Intervention

Examples include:

- Crisis and Respite Centers
- Crisis Hotlines

CRISIS

Crisis Response

Examples Include

- 911: Police, Fire, Ambulance
- Mobile Crisis Teams

Post-Crisis Recovery

Examples include:

- Emergency Department or Hospital Stay
- Inpatient/Outpatient Behavioral Health Services
- Community-Led Support and Services

Crisis Work Group: Listening Sessions

FRONT LINE STAFF

- Community walk-in spaces for peer-led respite, access to preventive services;
- Community-based mobile response teams responsible for a certain radius to improve response times;
- Access to advocate/system navigator or warm hand-off for police, hospitals, especially off-hours;
- County centralized system to know resources, openings, client wellness plan

COMMUNITY

- tors that police could call when someone wants to press charges against person with MH or SUD;
- Mental Health Urgent Care as an alternative to existing options: inpatient, committed, outpatient with a therapist;
 - Non-institutional, peer-led respite for people in MH distress;
 - Non-police response to concerned citizen-type calls;
 - Continuously get and implement feedback from people with lived experience

LAW ENFORCEMENT

- fusal drop-off options;
- More timely, more communicative mobile response options; and
 - Access to telephone/virtual consultation in the field and information on available resources.

There are a total of 16 recommendations:

1. Improve the quality and increase the availability of crisis walk-in and drop-off services that are available 24 hours a day, 7 days a week to receive a person experiencing a crisis
2. Improve mobile crisis options and functioning
3. Support first responders across the county to receive needed training
4. Improve discharge planning from jails, hospitals, and emergency departments.
5. Enhance designated phone line(s) for connecting individuals to human services, so that healthcare systems, providers and discharge planners have one place to call when patients need immediate human services and supports (from food to mental health and substance use services).

6. Establish a structure and set of protocols responsible for coordination of CRSG new initiatives, recommendations, and overall system improvements.
7. Develop a system or resource with real time information on service availability (e.g., eligibility criteria; area or population served; appointment availability).
8. Create easy access, low-barrier respite centers and similar models.
9. Launch co-response teams to respond to 911 calls.
10. Develop awareness around an alternative number to 911 that people can call when someone is experiencing a behavioral health crisis and explore strategies to provide a behavioral health response to 911 calls involving individuals in crisis.

Recommendations

11. Increase the availability of preventive and proactive outreach supports to prevent a crisis before it occurs.
12. Address basic housing needs.
13. Establish and fund more community-led and operated crisis response models.
14. Make sure qualified, trained front line staff are available 24/7 for individuals experiencing crisis; and that these staff have the appropriate compensation, support and caseloads to provide the best services possible, no matter the time of day.
15. Develop a process to address mistrust and hurt between communities and government, including law enforcement.
16. Increase the number of Black, Indigenous, and People of Color (BIPOC) behavioral health providers.



We want to hear from you.

- Your thoughtful feedback, suggestions and concerns are a critical part of this process
- A subset of these recommendations will be finalized and put into an action plan for the County and partners to implement.

We'll send out a [survey](#), where you'll have the opportunity to leave feedback on individual recommendations and select those you feel should be prioritized by the County and its partners.

An accompanying document will provide more detail on the recommendations.



Key Considerations for finalizing the recommendations:

- Public input
- Feasibility
- Costs and Available Financing
- Assessing the racial equity impact of the recommendations chosen.

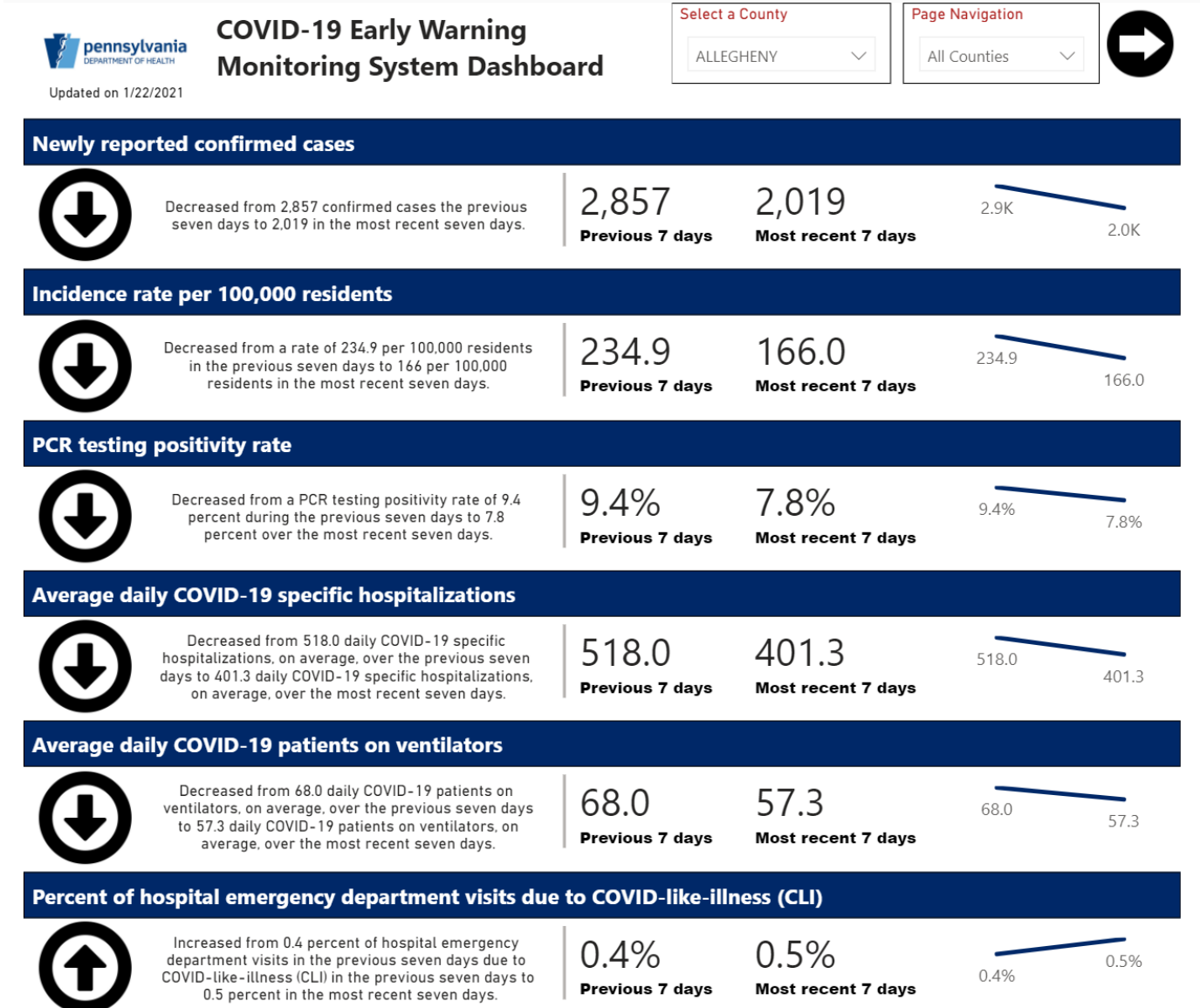
In February, the Crisis Response Stakeholder Group will finalize the recommendations, taking into account all of these considerations, and publish the Action Plan.

For additional information and to take the survey, please visit [this website](#)

PA State Metrics

- Compares this week (January 15th to January 21st) to previous week (January 8th to January 14th). Data is updated every Friday.

	% change from last week to this week
Newly reported cases	-42%
Incidence rate per 100,000	-42%
Positivity rate	-21%
Ave. daily hospitalizations	-29%
Ave. daily patients on ventilators	-19%
% ED visits due to CLI	20%



PA state's early warning system dashboard

(<https://www.health.pa.gov/topics/disease/coronavirus/Pages/Monitoring-Dashboard.aspx>).

Allegheny County

Through 1/27/2021:

- 50,225 partial vaccines and 16,634 full vaccinations have been administered
 - About 6% of Allegheny County's population has received one shot.

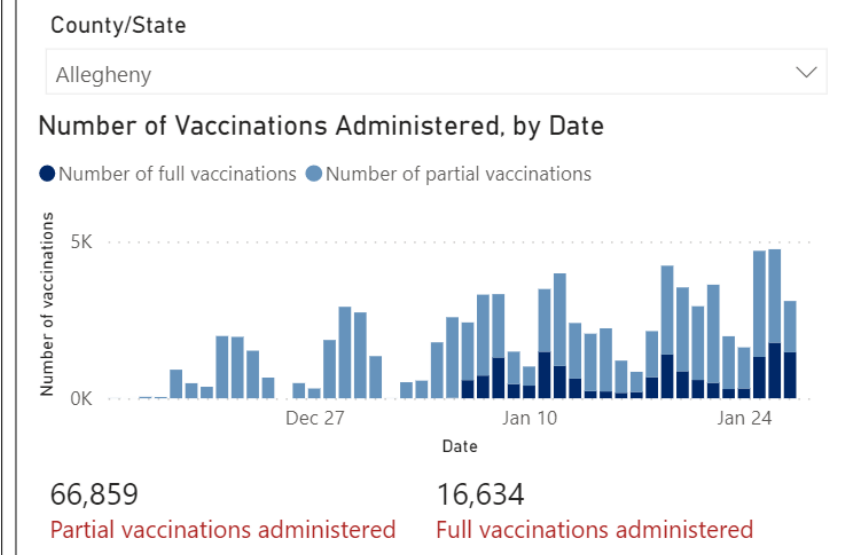
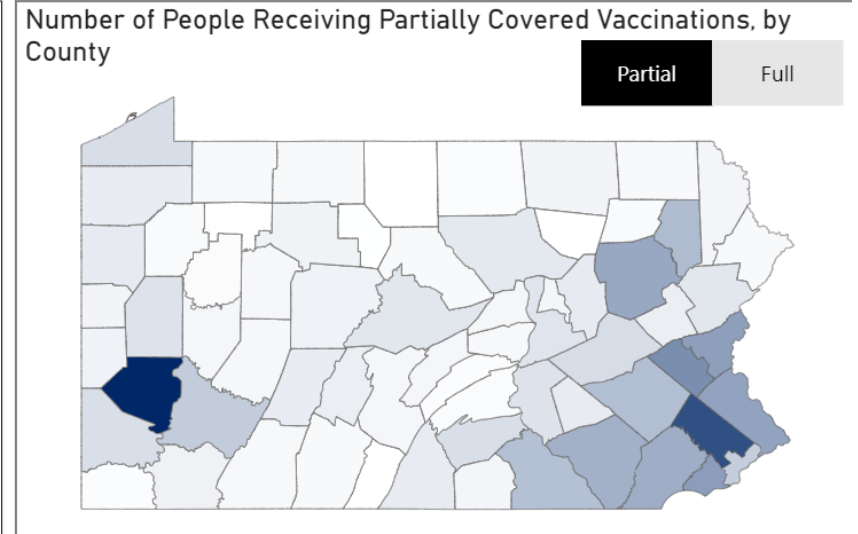
<https://www.health.pa.gov/topics/disease/coronavirus/Pages/Vaccine.aspx>



COVID-19 Vaccine Dashboard

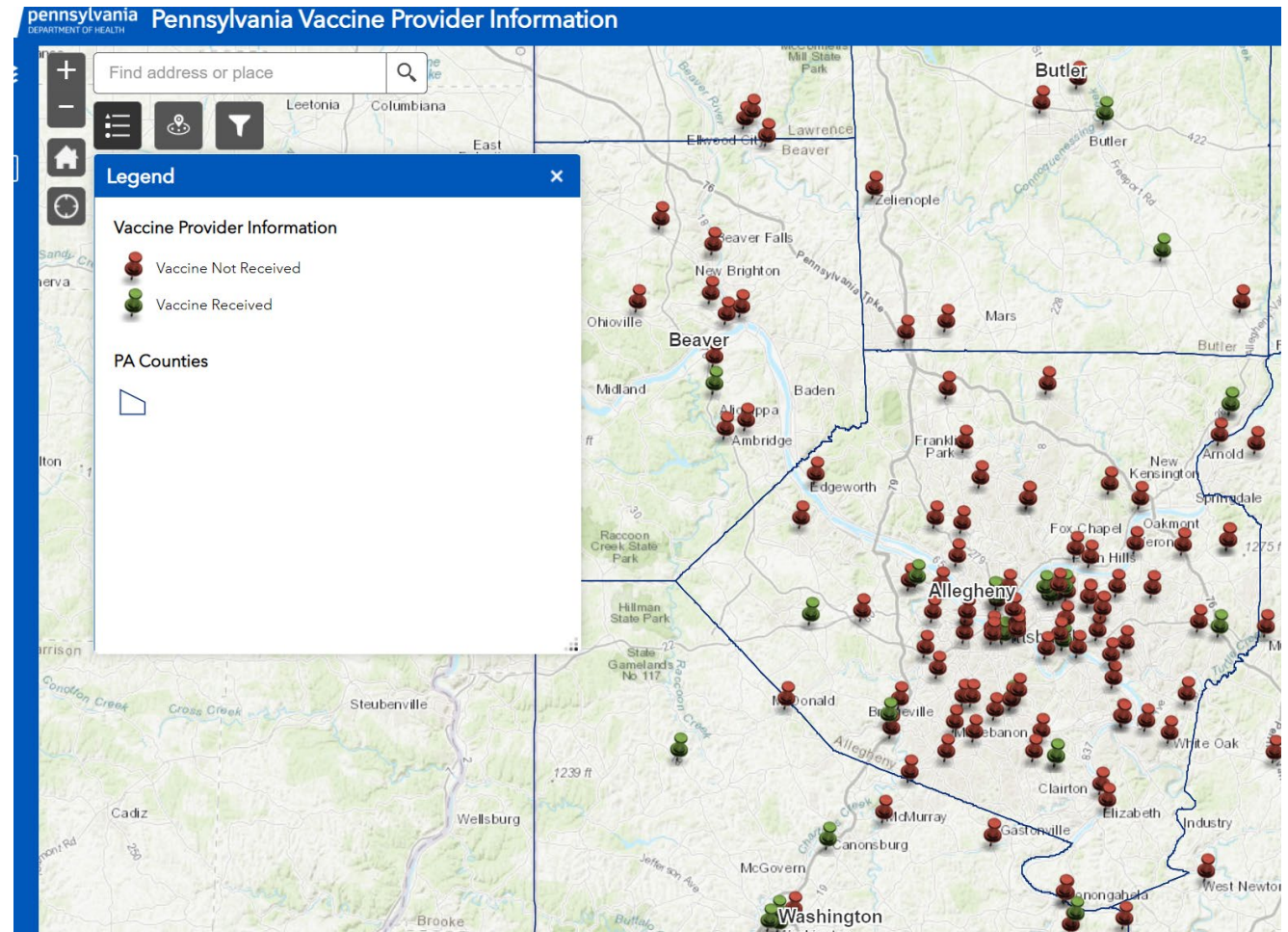
Updated on 1/28/2021

Number of People Vaccinated		
County	Partially Covered	Fully Covered
Adams	2,501	715
Allegheny	50,225	16,634
Armstrong	2,198	617
Beaver	3,275	1,169
Bedford	1,671	278
Berks	15,409	4,816
Blair	4,096	2,106
Bradford	2,688	725
Bucks	21,504	7,492
Butler	6,891	2,732
Cambria	4,560	2,620
Cameron	322	41
Carbon	4,189	890
Centre	5,877	1,947
Chester	19,060	3,696
Clarion	1,087	649
Clearfield	3,298	1,673
Clinton	1,599	248
Columbia	4,997	1,284
Crawford	4,609	2,707
Cumberland	7,681	1,930
Dauphin	6,908	2,684
Delaware	23,007	5,062
Total	519,419	159,199



Vaccine Provider Locations

- The Department of Health recently released a map of vaccine providers that can administer a COVID-19 vaccine to anyone covered by Phase 1A.
- Anyone covered under Phase 1A that has not yet received a COVID-19 vaccine can contact any of these providers to check availability and schedule their vaccination, but we encourage providers to contact sites and coordinate for their employees who are eligible.
- Employees should be prepared to show proof of employment.
- This map is being updated regularly, so please keep checking for new locations with vaccine supply and available appointments.



<https://padoh.maps.arcgis.com/apps/webappviewer/index.html?id=0ea7864ea98d423daa3f1711e3cba09e>

Vaccine Timeline

- **12/14/2020** – First vaccine administered in US, UPMC administers the first vaccine in Allegheny County.
 - Little information about how much supply will arrive , who is getting the supply and when it will arrive.
- **Week of January 4th** - County receives 40,000 doses, double that of each of the previous 3 weeks.
 - Concerns about making sure vaccines are being used. Data suggests only about 35% of vaccines that had been distributed had been administered.
- **January 8th** – PA updates State priority plan and adds in child protective service workers and older adult protective service workers.
 - DHS starts to plan for a closed POD to administer vaccines to CYF and OAPs . POD occurred January 25th and January 26th.
- **January 12th** – Federal Government recommends including older adults (65+) and people with underlying conditions (16-64) in the first priority group.
 - **January 19th** – PA adds this group to the 1a priority population. In Allegheny, this is more than 1/3 of the population
- **What's next:**
 - Supply still unknown but President Biden promised a 16% increase in supply over the next few weeks. Would expect lots of vaccine by Spring.
 - **Additional closed PODs through DHS** – next week POD for residential providers and residents served by the Office of Developmental Supports
 - **Focus on older adults** – Monroeville clinic open to 65+ and DHS/HD working on closed PODs for seniors in low-income high-rise buildings (~173 buildings housing 12,000 residents).

DHS Closed POD *(Preliminary summary)*

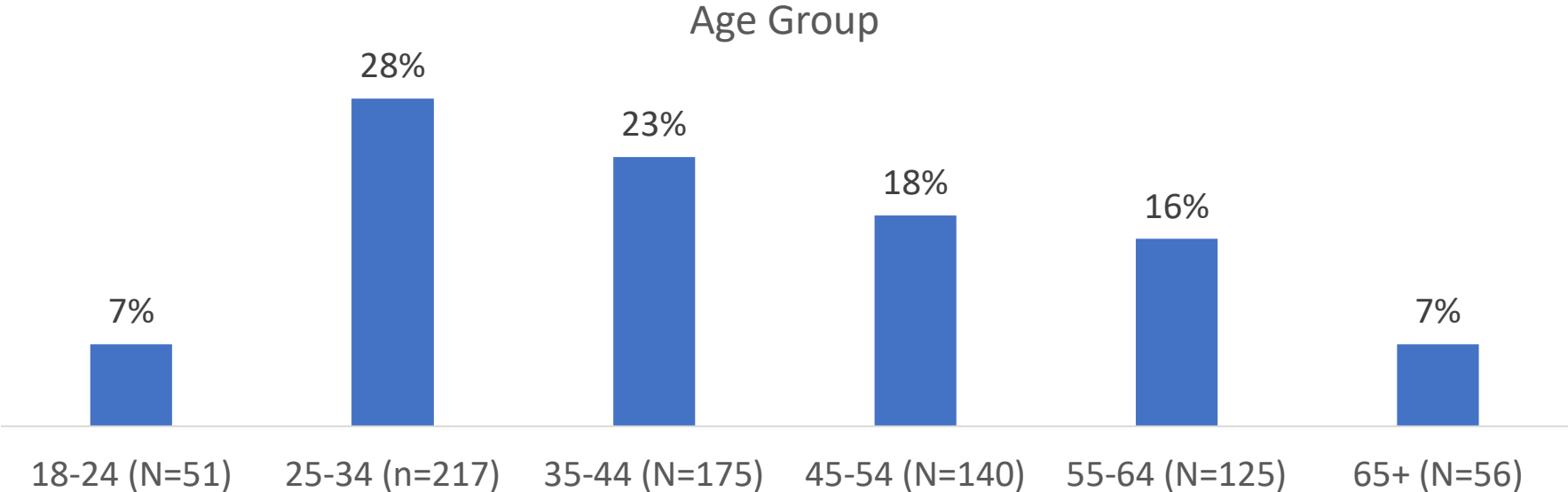
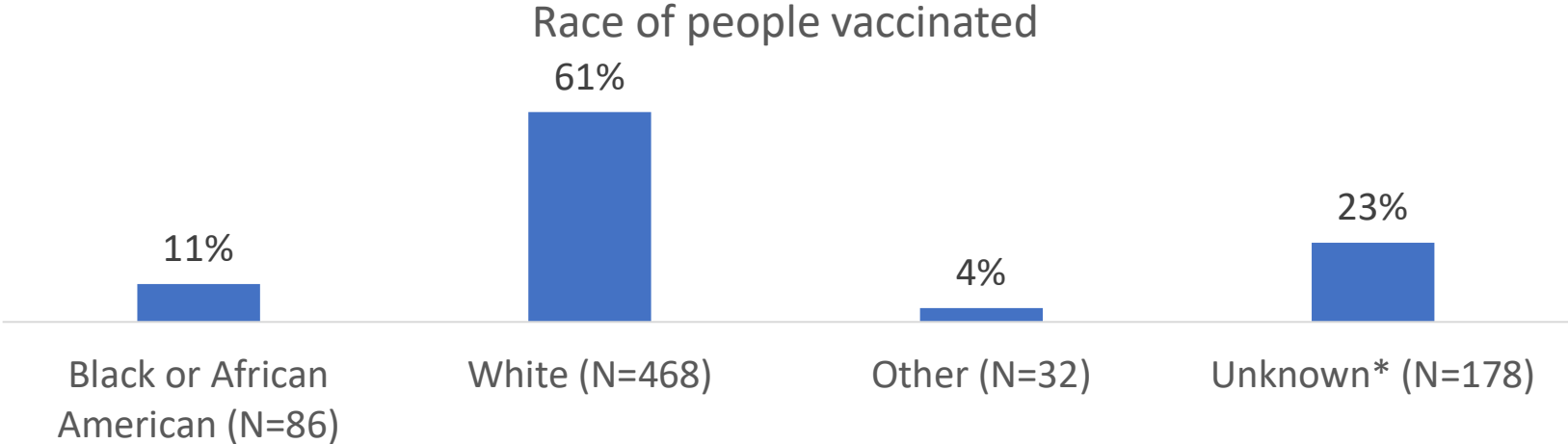
- DHS worked with the Health Department to set up a closed POD for 1a frontline workers.
- 764 people were vaccinated over 2 days.

	1/25/2021	1/26/2021	Total Vaccinated	% of Total
Office of Children, Youth and Families (CYF)	223	136	359	47%
CYF provider agency	28	42	70	9%
Area agency on aging (AAA)	7	5	12	2%
AAA provider agency	9	10	19	2%
Office of Developmental Supports provider agency	0	17	17	2%
Office of Behavioral Health provider agency	11	22	33	4%
Other county workers	51	39	90	12%
Other/TBD	62	102	164	21%
Total	391	373	764	100%

Demographics of People vaccinated (N=764)

61% (468) of people vaccinated identified as White and 11% (86) identified as Black.

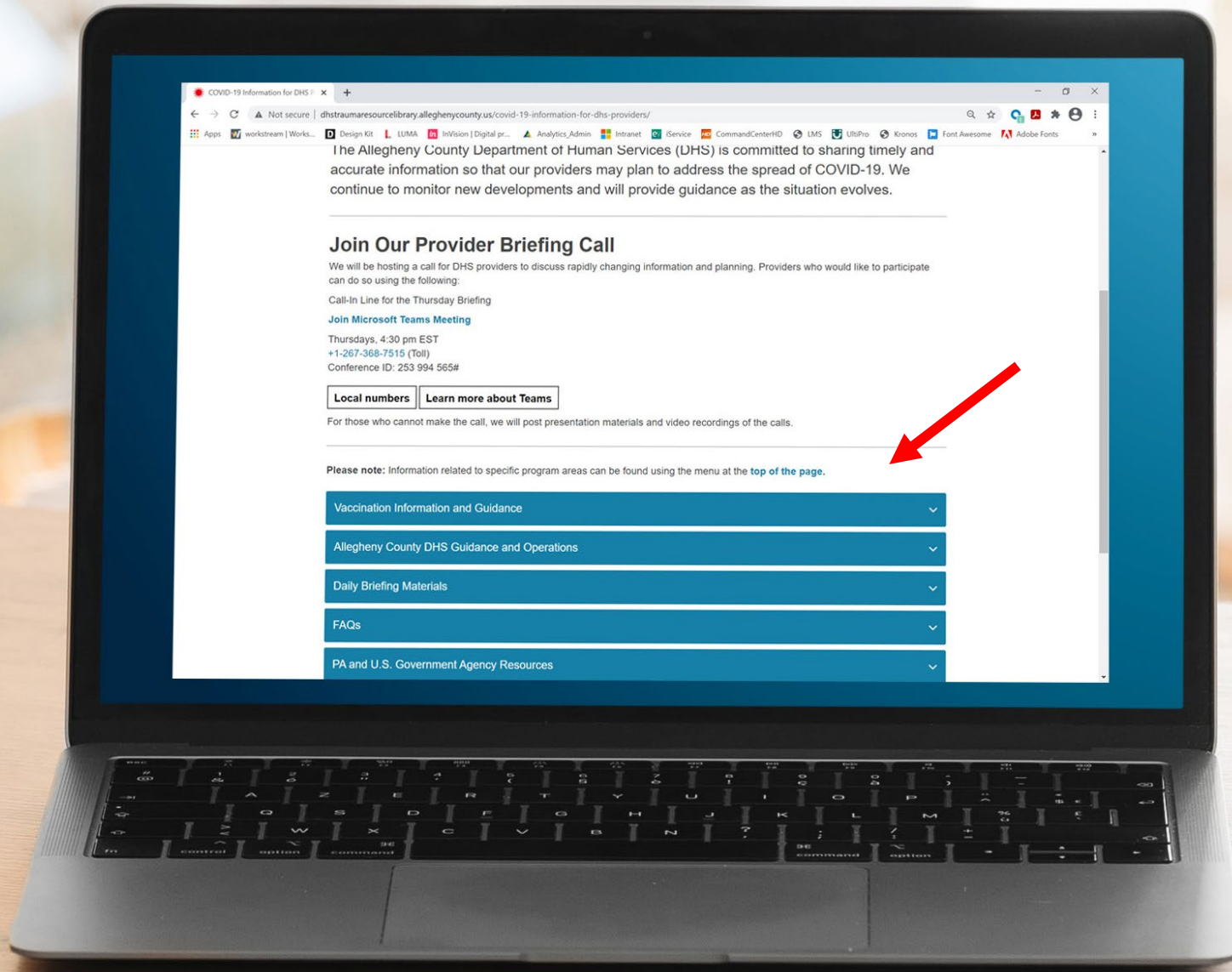
Most people vaccinated were between the ages of 25 and 44. However, 7% (56) of people vaccinated were 65+



Where to Find DHS Vaccination Information and Guidance

URL: -
<https://dhstraumaresourcelibrary.allegHENYcounty.us/covid-19-information-for-dhs-providers/>

Email:
Providers can email their questions about vaccine guidance, as well as share their best practices with encouraging staff to get vaccinated to: DHS-ProviderVaccination@allegHENYcounty.us



HEALTH OF THE HOMELESSNESS SYSTEM

- Providers are still operating, sheltering, taking in new clients.
- Not seeing new Section 8 vouchers or habitability inspections yet.
- Adult shelter beds available at some year-round shelters (Bethlehem Haven, EECM & Light of Life). CALL AHEAD BEFORE SENDING ANYONE.
- Beds filling up most nights at Smithfield and McKeesport winter shelters. People can still come, overflow sent to Safe Haven.
- Shepherd's Heart winter shelter (females) usually has open beds.
- Youth shelter beds available at DOCS.
- Family shelter units available for families with up to 4 members.
- Warming Centers open during hours winter shelters are closed. Warming Centers are at the Catholic Charities building on 9th and Liberty, the Red Door downtown, and McKeesport Downtown Housing.
- Isolation and Quarantine facilities:
 - Receiving steady stream of referrals.
 - Youth & Family I&Q space available.
 - Safe Haven took in 500th resident.

PIT FOLLOW UP

- 2021 Allegheny County Point in Time count took place on January 27.
- All client data must be in HMIS no later than February 1 (this coming Monday!).
- Surveys of people that are experiencing unsheltered homelessness can be submitted through February 10 via the Microsoft form.
- Questions or access to PIT survey form: Contact Jessica McKown at jessica.mckown@alleghenycounty.us.

1/28/21

FREE IDENTIFICATION

Pennsylvanians experiencing homelessness are eligible for a free initial State photo ID or renewal.

- The applicant must visit their local Driver License Center and inform counter staff they are applying or renewing their photo ID and are requesting a free ID due to homelessness.
- For initial issuance, the applicant must bring one acceptable proof of identification, Social Security Card or Social Security Administration ineligibility letter and acceptable form/s of address verification. *PennDOT will accept a letter from a shelter indicating an individual is staying at the shelter or uses the shelter as an address of residency to pick up mail.*

More info:

- PA HOMELESS PHOTO IDENTIFICATION CARD FACT SHEET <https://www.dot.state.pa.us/public/DVSPubsForms/BDL/BDL%20Fact%20Sheets/FS-HomelessID.pdf>
- Identification and Residency Requirements For U.S. Citizens <https://www.dot.state.pa.us/Public/DVSPubsForms/BDL/BDL%20Publications/pub%20195us.pdf>

HOUSING OPTIONS PROMOTING EMPOWERMENT (HOPE)

Auberle's new youth homelessness prevention and diversion program

- Offers rapid, mobile, and flexible supportive services to help youth resolve or avert a housing crisis.
- Youth ages 18 through 24 who are couch-surfing, doubled up or facing homelessness may qualify for support through this program.

To refer:

- Contact the Allegheny Link at 866-730-2368; or
- Reach out to Gray DeHaven at Auberle directly by phone 412-267-5270 or email (grayd@auberle.org).

KUDOS TO OUR COC

"Two of the essential workers at Pleasant Valley Shelter. Since the pandemic there have been no shelter staff call offs. The guys on staff show up every day! As the supervisor I can't imagine anything that is more KUDOS worthy then a dedicated staff." Jay Poliziani



<https://www.kudoboard.com/boards/CpL49xOS>

Pete Giacalone's Corner: Kudos to -

- "those who are working diligently through HOMES 2020, Gabe and team through DHS, Luray and team through CHS, and the WPH crew of myself, Brad, and Aaron.
- Ronnie Garvin, a staff member for Next Chapter PSH. "Ronnie always goes above and beyond, often completing tasks outside of the job description such as cooking, cleaning, and yard work etc. Ronnie may not actually wear a cape around the site but he is our hero!"
- Olando Dulin from NLP "In all the years I have been with NLP I have never witnessed police helping our clients this way, they normally back off but not in this case and I believe that it was all because of Olando."
- Lindsey Mozley, for "superior mitigation and advocacy skills for a client that prevented an eviction from occurring."
- Ben Talik at Pittsburgh Mercy, who acted as "a light of support that reached beyond the scope of his job responsibilities...I am thankful for the working relationship between our organizations..."

"Heres to ALL of the folks that are on the front lines everyday, be that in a shelter, street outreach, meeting with clients in their homes, cooking meals, doing triage, transporting, or any other number of things. You are all heros in my book. Thank you for staying so dedicated to the work you do and the people we serve. I wish I could shout out to you all by name but I don't know everyone's name so here is my group shout out."

Rev. Kellie Wild

"I give all the kudos to the dedicated at Light of Life. They have been through much this year but stay committed to serving the homeless addicted and suffering." Sherry Rorison



UPCOMING CALLS

Homelessness Provider Community Call

Every other Tuesday, 9:30AM-10:30AM

Includes updates, Q&A time with the Health Department

- February 2: HUD Field Office Director, Phillip McKeough
- February 16: Crisis Response, Jenn Batterton

[Join Microsoft Teams Meeting](#)

[+1 267-368-7515](#)

Conference ID: 883 836 652#

Ask a Housing Navigator Online Office Hours

Every Tuesday, 10:30am-11am

[Join Microsoft Teams Meeting](#)

[+1 267-368-7515](#) United States, Philadelphia (Toll)
Conference ID: 947 434 365#

OMHSAS COVID-19 Impact Survey

Mental Health Planning Council participants and the PA Advocates for Whole Health and Wellness developed 2 surveys.

Interested in understanding the needs of mental and behavioral health and substance use providers, individuals in recovery, and families in Pennsylvania during the COVID-19 pandemic.

Person-In-Recovery/Peer/Family Member/Support Person Survey

<https://www.surveymonkey.com/r/3JDGFVV>

Provider/County Agency Survey

<https://www.surveymonkey.com/r/3QTCP3L>

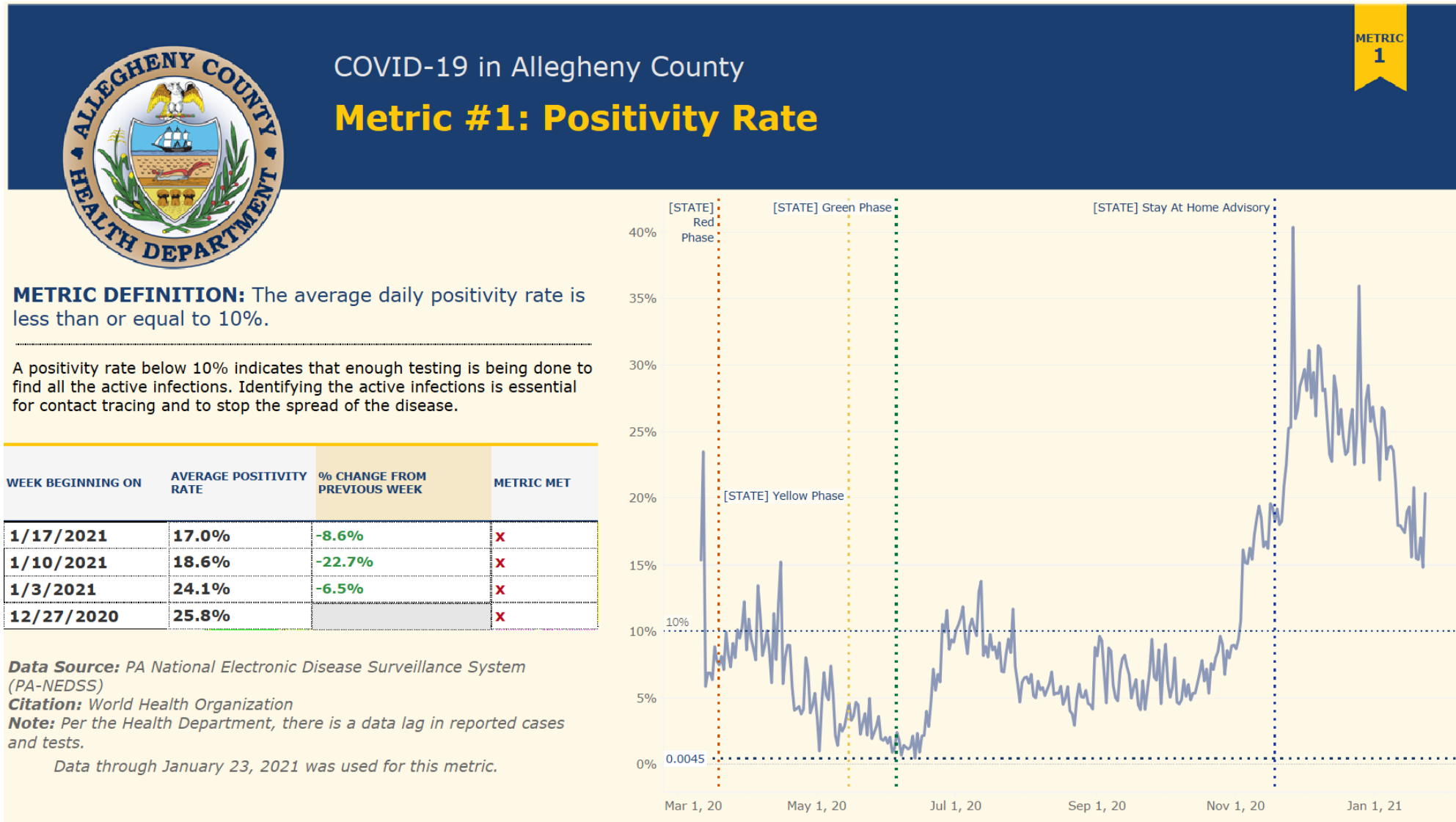
Surveys close February 12th

Key Contacts

- Provider questions for Allegheny County Health Department
 - DHS-COVID19Planning@alleghenycounty.us
 - Use the subject field to indicate if your qq is about CYF, Aging, BH, CYF, ID, Community Services, or DHS operations (e.g., contracting, payment)
 - <https://www.alleghenycounty.us/healthdepartment/index.aspx>
- Key DHS staff
 - Payment inquiries: Dan Evancho Dan.Evancho@alleghenycounty.us
 - Contract inquiries: Kathy Heinz Kathy.Heinz@alleghenycounty.us
Laura Brigido Laura.Brigido@alleghenycounty.us
- United Way 2-1-1
 - For basic needs assistance or general COVID-19 inquiries call the 24/7 COVID-19 Hotline at 1-888-856-2774. Language services are available.



The average weekly positivity rate been steady/decreasing since early December, but remains above 10%. On January 22nd, there was a **15% positivity rate** (243 cases out of 1,638 tests).



NOTE: The spikes on the graph are from Thanksgiving and Christmas Day, when there were much fewer tests taken.

The people tested per case has been increasing since early January. This is primarily because case numbers have fallen throughout January.



COVID-19 in Allegheny County

METRIC 2

Metric #2: Number of People Tested Per New Case

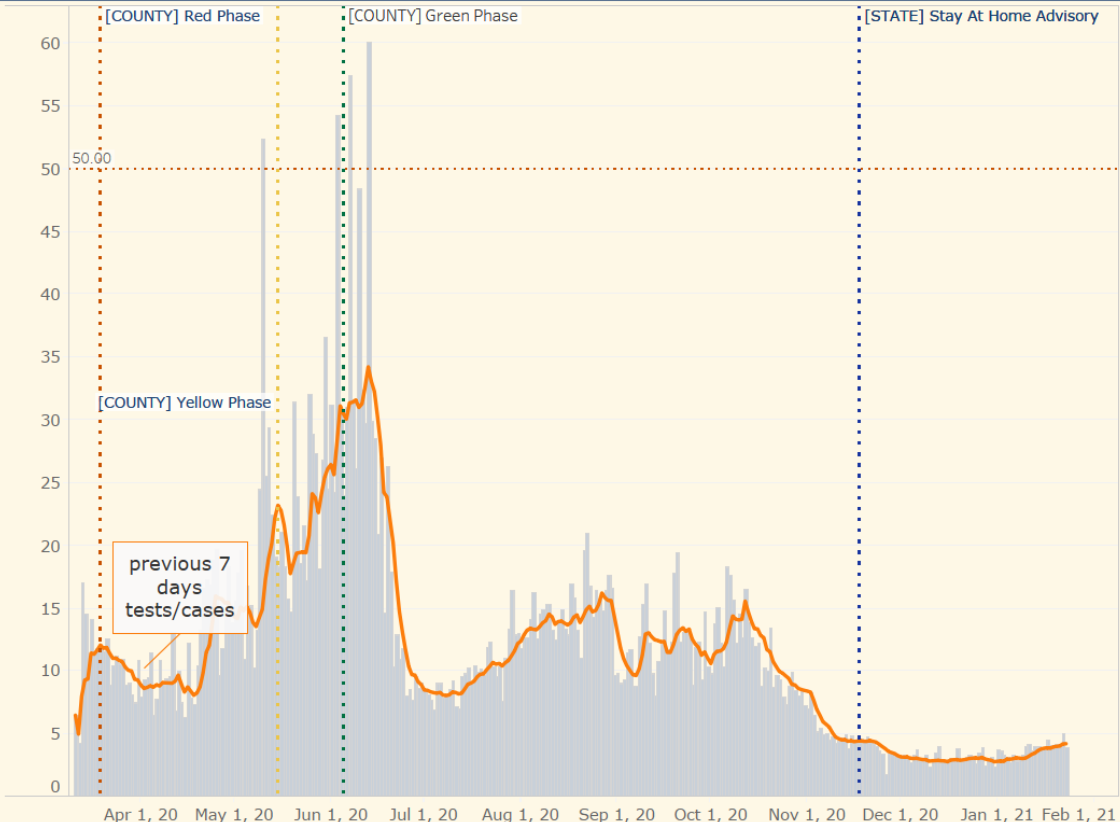
METRIC DEFINITION: The count of people tested for each case over the last 7 days is greater than or equal to 50.

Testing should be responsive to the number of cases. As case counts increase, so should testing. As case counts decrease, so also should testing.

WEEK BEGINNING ON	COUNT OF TESTS/COUNT OF CASES	% CHANGE FROM PREVIOUS WEEK	METRIC MET
1/17/2021	4.2	9%	X
1/10/2021	3.9	27%	X
1/3/2021	3.1	7%	X
12/27/2020	2.9		X

Data Source: PA National Electronic Disease Surveillance System (PA-NEDSS)
Citation: Washington State Department of Health
Note: Per the Health Department, there is a data lag in reported cases and tests.

Data through January 23, 2021 was used for this metric.



Cases have fallen since early January. There were 2,481 cases the week of 1/17.



COVID-19 in Allegheny County

Metric #3: Declining or Low Case Counts

METRIC
3

METRIC DEFINITION: The 14 day count of new cases is declining or is consistently low.

A declining or low case counts indicates fewer people are infected and have the ability to spread COVID-19 to others.

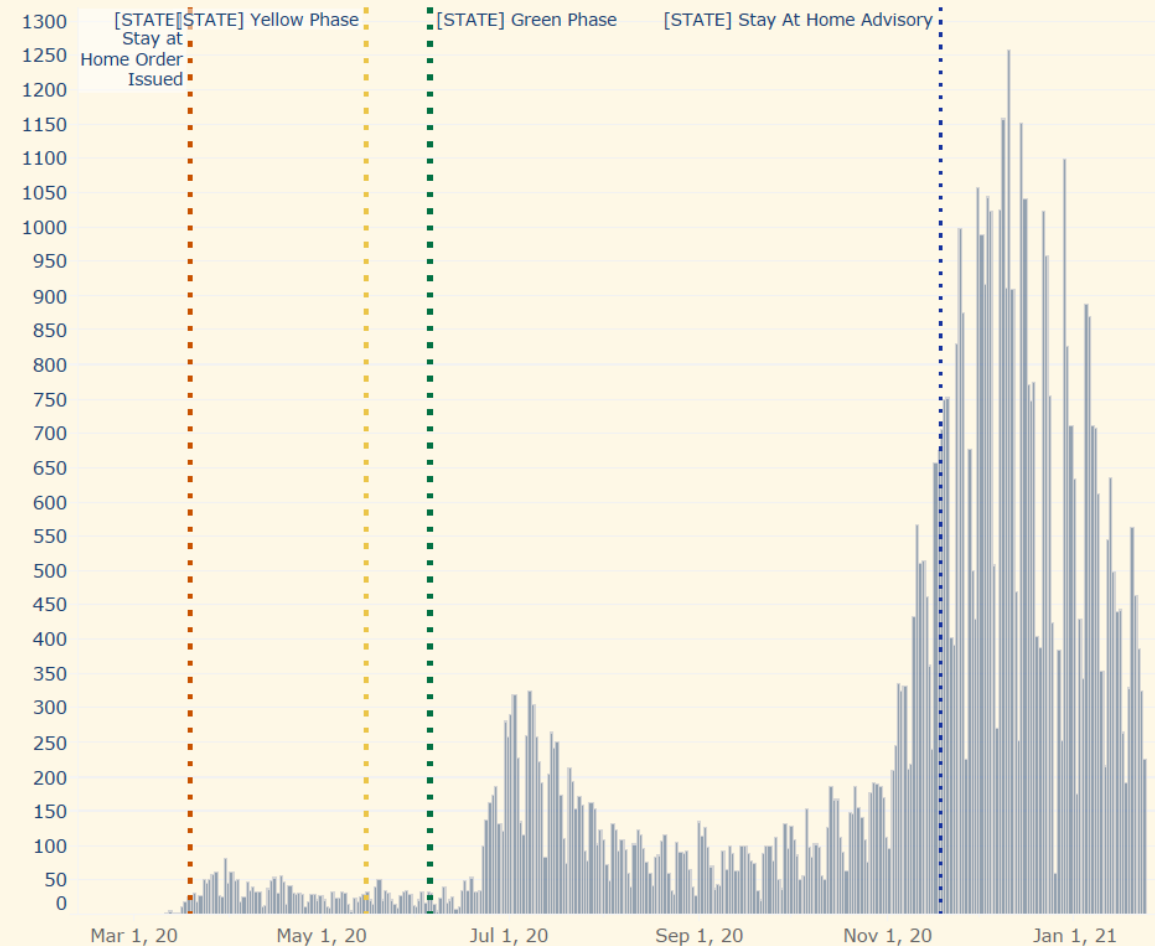
WEEK BEGINNING ON	COUNT OF CASES	% CHANGE FROM PREVIOUS WEEK	AVERAGE DAILY POSITIVE TEST RATE	METRIC MET
1/17/2021	2,481	-18%	17.1%	X
1/10/2021	3,042	-32%	18.7%	X
1/3/2021	4,482	9%	24.2%	X
12/27/2020	4,126		25.9%	X

Data Source: PA National Electronic Disease Surveillance System (PA-NEDSS)

Citation: National Governors Association

Note: Per the Health Department, there is a data lag in reported cases and tests.

Data through January 23, 2021 was used for this metric.



The case rate per 100,000 residents has fallen since 12/15. On 1/23, there was a case rate of 453 cases per 100,000. This is the lowest case rate since before Thanksgiving.



COVID-19 in Allegheny County
Metric #4: Case Rate

METRIC
4

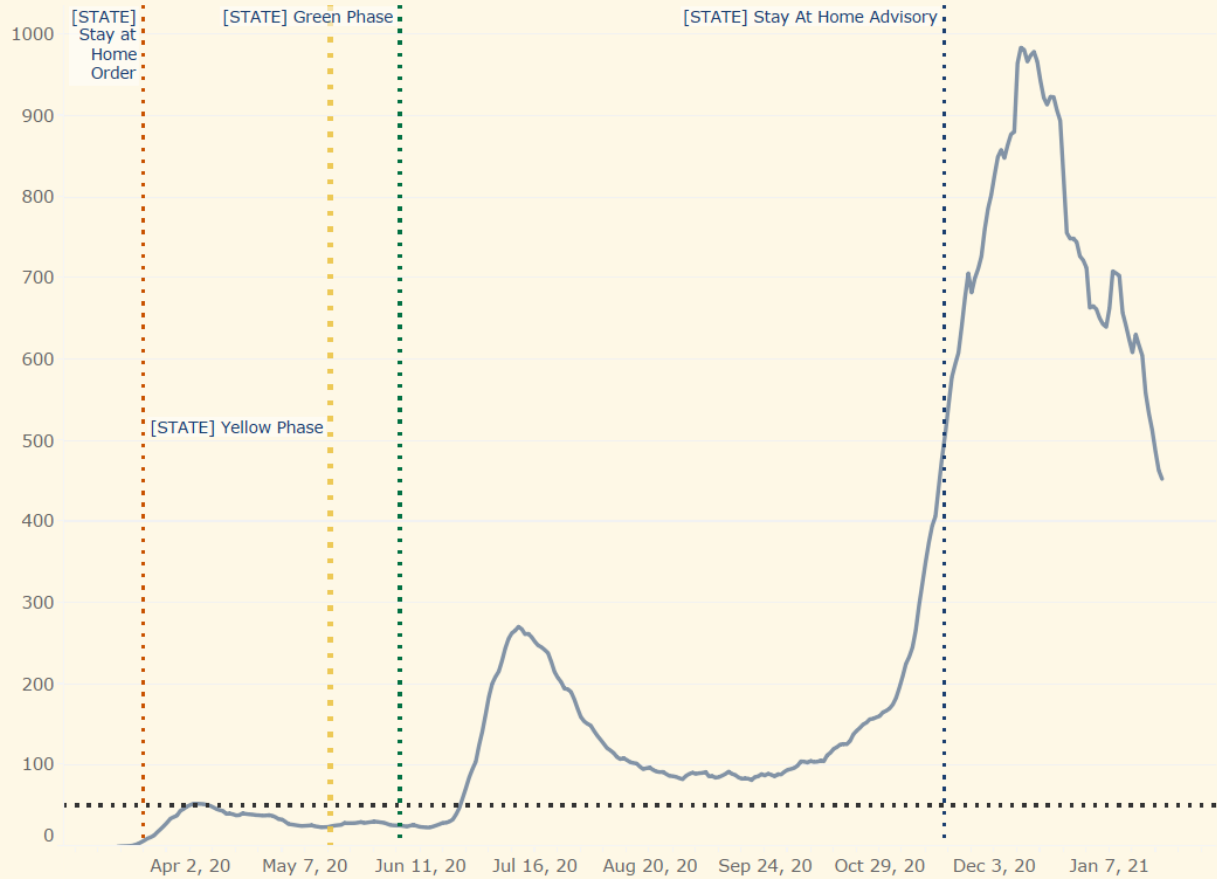
METRIC DEFINITION: The 14 day count of new cases per 100,000 residents is below 50.

Similar to a low case count, a low case rate indicates fewer people are infected and have the ability to spread covid-19 to others.

WEEK BEGINNING ON	AVERAGE COUNT OF CASES PER 100,000	% CHANGE FROM PREVIOUS WEEK	METRIC MET
12/25/2020	738	-18%	X
12/18/2020	902	-7%	X
12/11/2020	971	11%	X
12/4/2020	878		X

Data Source: PA National Electronic Disease Surveillance System (PA-NEDSS), 2018 US Census Bureau population estimates
Citation: State of Pennsylvania (<https://www.governor.pa.gov/process-to-reopen-pennsylvania/>)
Note: Per the Health Department, there is a data lag in reported cases and tests.

Data through January 23, 2021 was used for this metric.



The 3-day average of total net hospitalizations has fallen since 12/17 (859). It was 325 on 1/27.



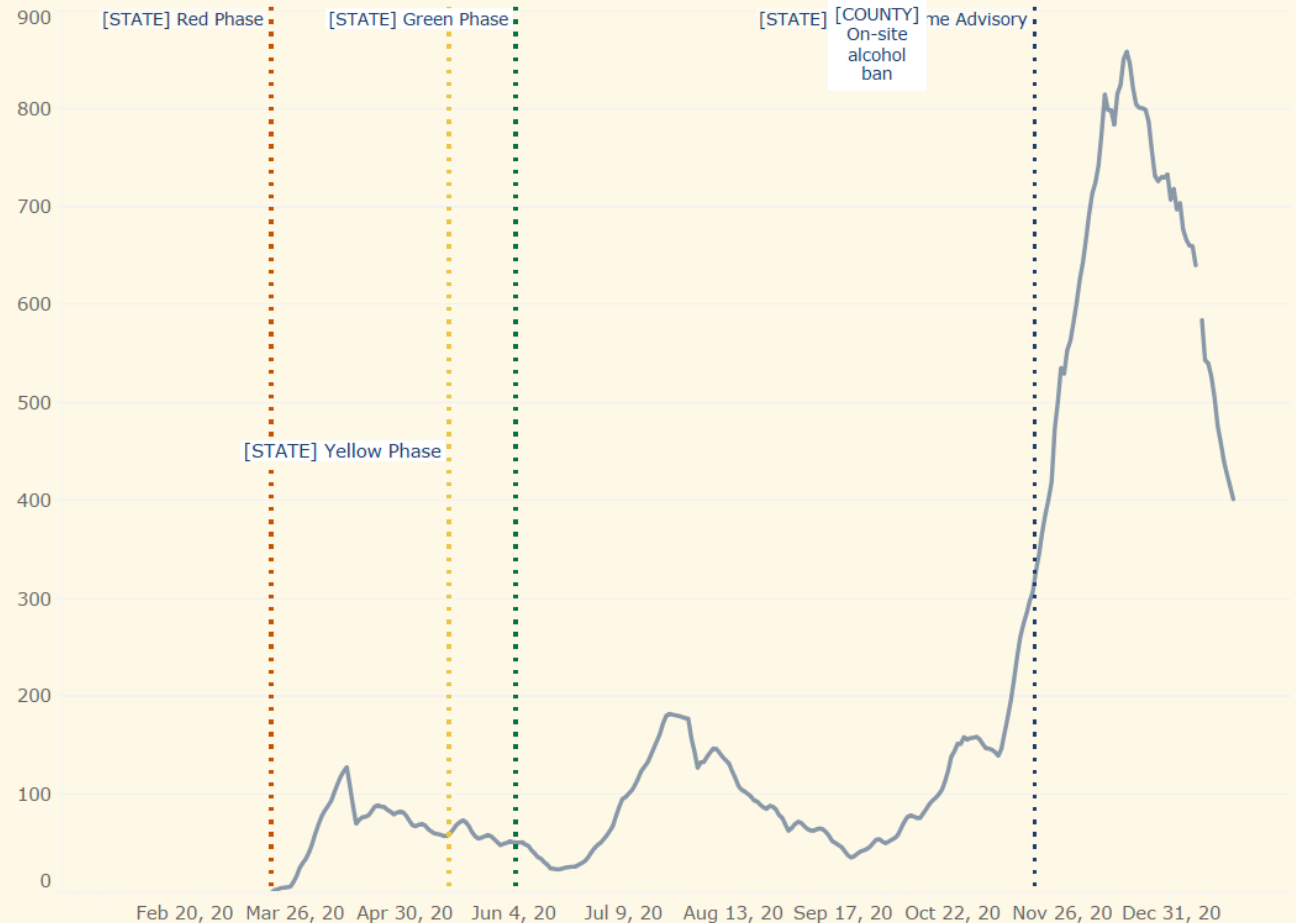
COVID-19 in Allegheny County

Metric #5: Decline in Hospitalizations

METRIC 5

METRIC DEFINITION: A decline in the three-day rolling average of total net hospitalizations (defined as the total number of people in the hospital on a given day) over the course of a 14-day period.

WEEK BEGINNING ON	AVERAGE WEEKLY NUMBER OF PATIENTS	% CHANGE FROM PREVIOUS WEEK	METRIC MET ON LAST DAY OF WEEK
1/14/2021	430	-22%	X
1/7/2021	550	-19%	X
12/24/2020	735		X



Data Source: Hospital and Health System Association of Pennsylvania (<https://public.tableau.com/profile/hap.research#1/vizhome/EEIRegion/EEIRegion>)

Citation: Centers for Disease Control and Prevention

ICU bed usage has remained steady in December. On 1/27 the ICU bed usage was 87.9%.



COVID-19 in Allegheny County

Metric #6: ICU Bed Usage

METRIC
6

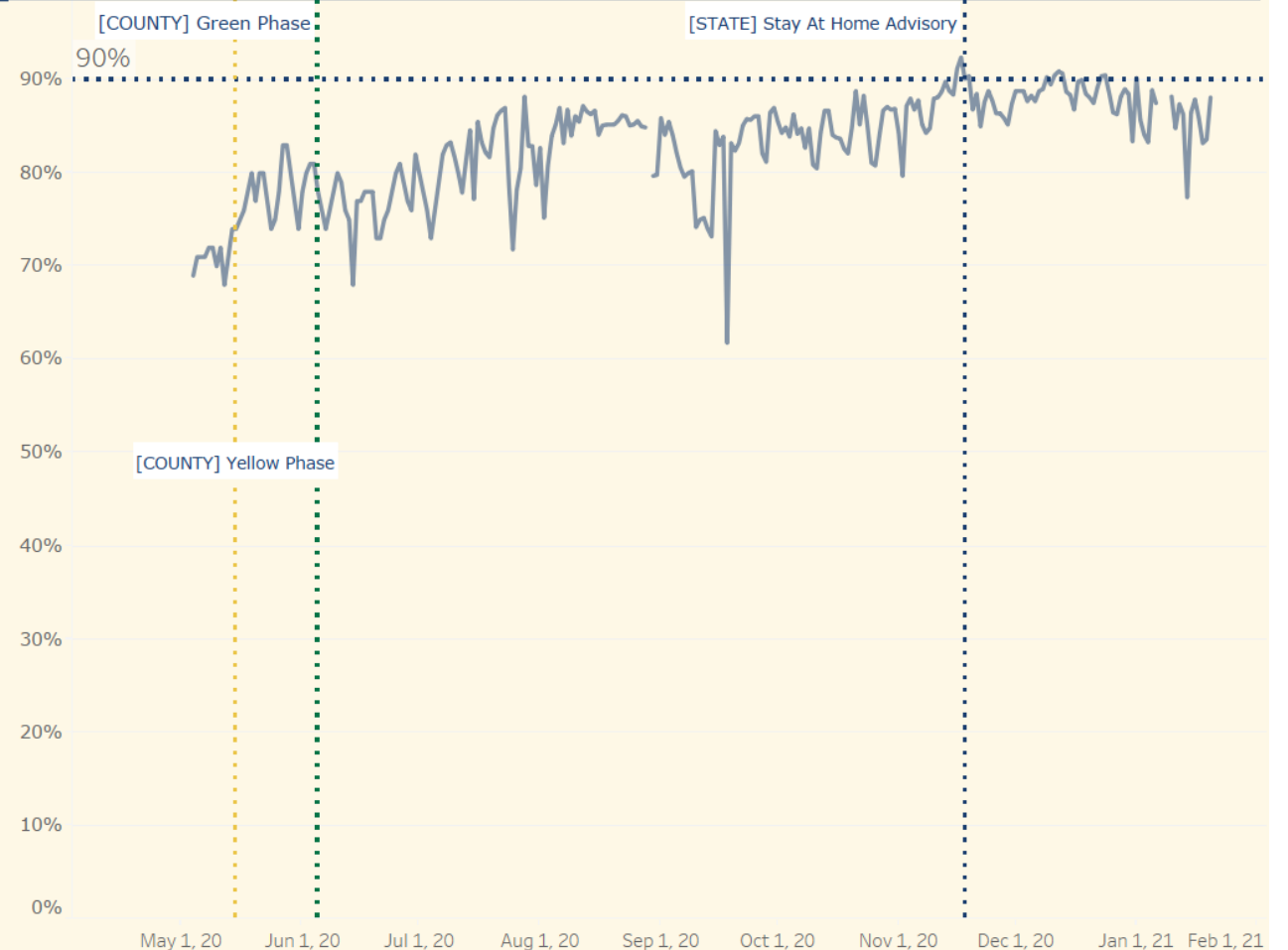
METRIC DEFINITION: Percent of ICU beds that are currently occupied is less than 90%

Nearly 30% of hospitalizations for COVID-19 ultimately require critical care. Regional health care systems should both maintain sufficient bed capacity for a potential resurgence in cases and have specific ICU bed capacity.

WEEK BEGINNING ON	AVERAGE WEEKLY ICU USAGE	% CHANGE FROM PREVIOUS WEEK	METRIC MET DURING WEEK
1/7/2021	87.2%	1.0%	✓
12/31/2020	86.2%	-2.1%	✓
12/24/2020	88.2%		✓

Data Source: Hospital and Health System Association of Pennsylvania (<https://public.tableau.com/profile/hap.research#!/vizhome/EEIRRegion/EEIRRegion>)

Citation: State of Pennsylvania (<https://www.health.pa.gov/topics/disease/coronavirus/Pages/County-Dashboard.aspx>)



Deaths have risen since mid-November to a high of 21 (3 day rolling average) on 12/24. Deaths have fallen since then and there were 0 deaths on 1/26.



COVID-19 in Allegheny County

Metric #7: Decline in Deaths

METRIC
7

METRIC DEFINITION: The daily decline in the 3 day rolling average count of deaths

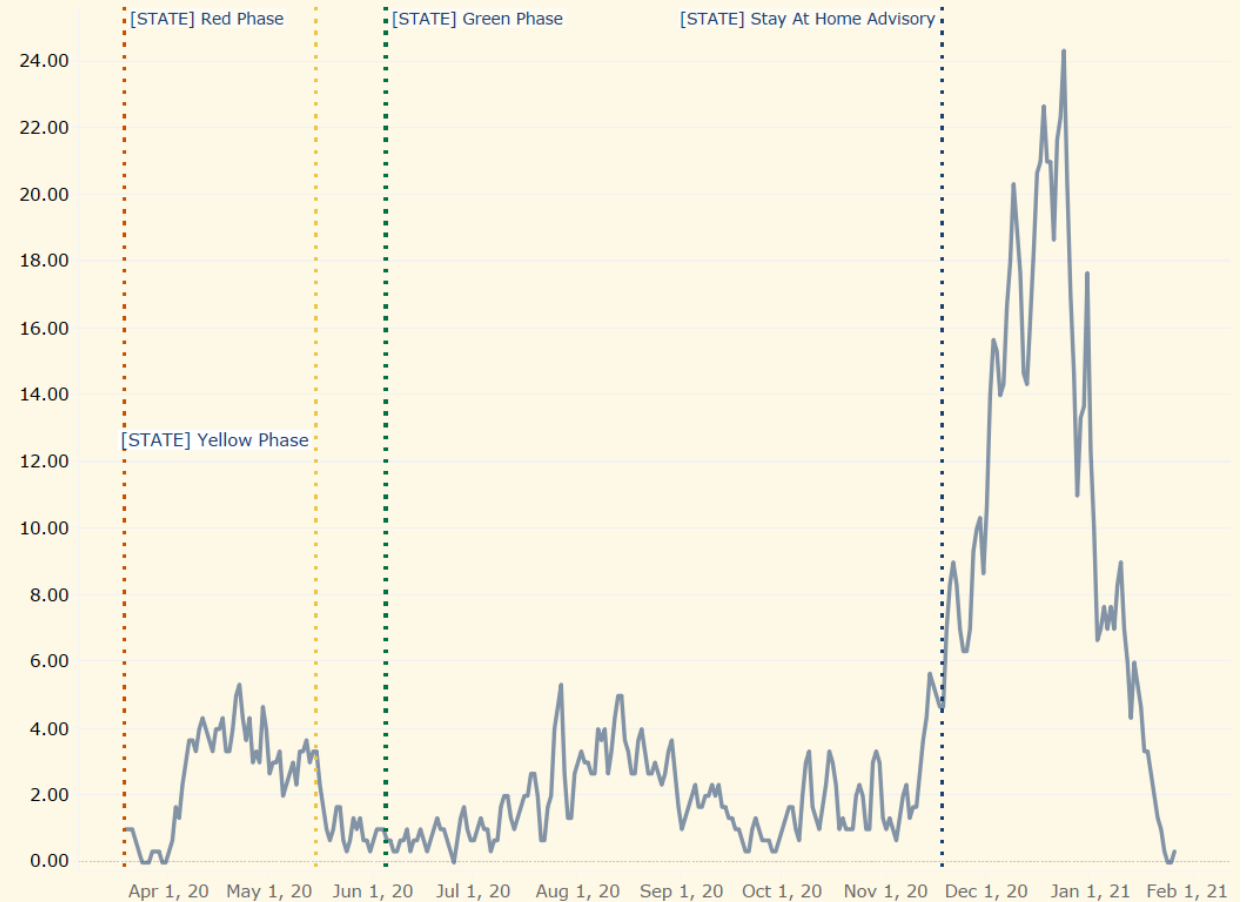
WEEK BEGINNING ON	COUNT OF DEATHS	% CHANGE FROM PREVIOUS WEEK	METRIC MET ON LAST DAY OF WEEK
1/17/2021	11	-70%	X
1/10/2021	37	-29%	X
1/3/2021	52	-42%	X
12/27/2020	89		X

Data Source: Hospital and Health System Association of Pennsylvania
https://public.tableau.com/profile/hap_research#!/vizhome/EEIRegion/EEIRegion

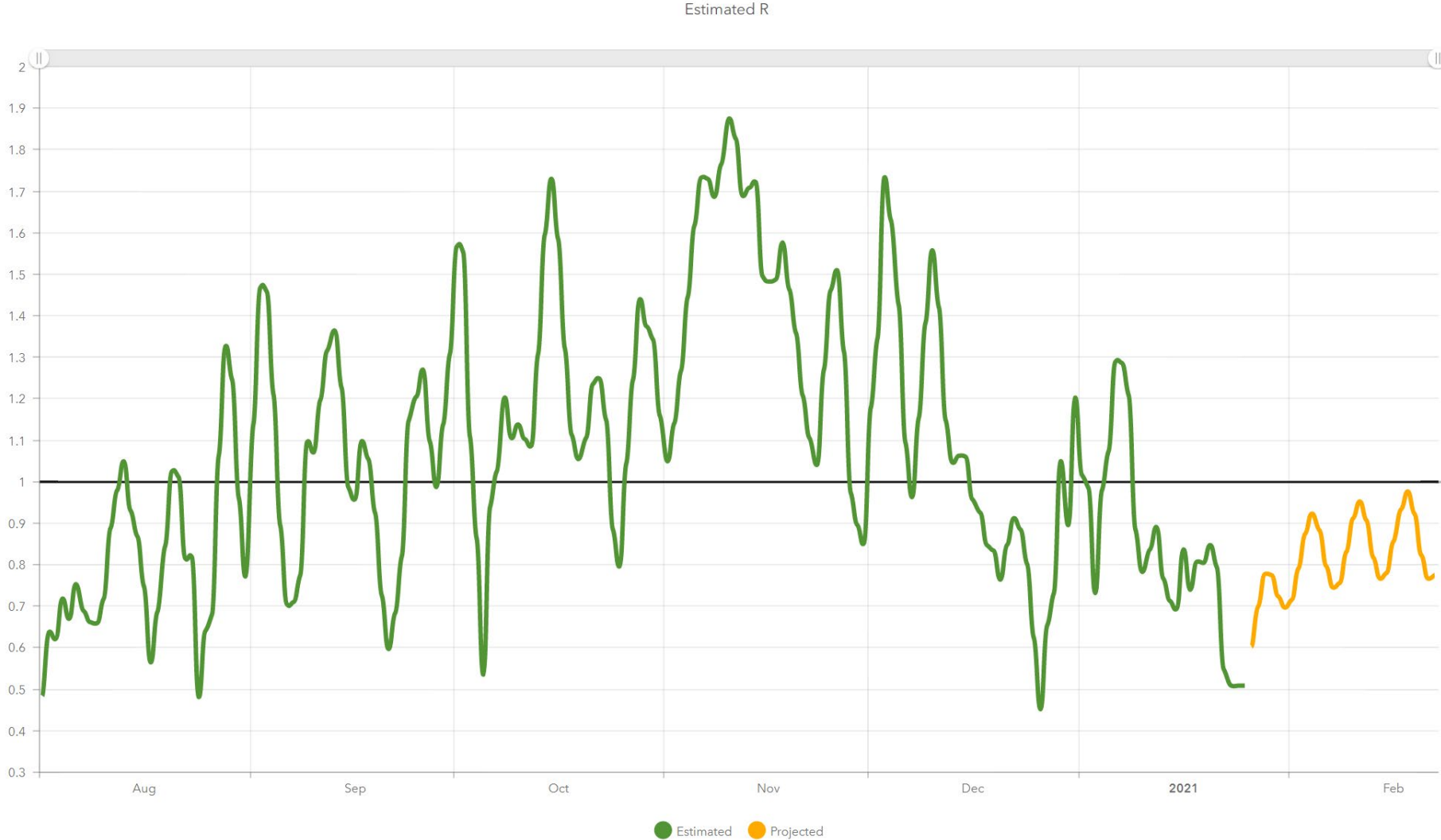
Citation: State of Massachusetts

Note: Per the Health Department, there is a data lag in reported cases and tests.

Data through January 23, 2021 was used for this metric.



The CHOP model shows an R value of 0.5 on 1/25. They are projecting the R value to be below 1 until the end of February (2/22).



Source: <https://policylab.chop.edu/covid-lab-mapping-covid-19-your-community>