

THIS CALL IS BEING RECORDED

# DHS Provider Briefings

**Briefings occur weekly, on Thursdays, at 4:30 PM**

February 25, 2021



# Agenda

- Dr. Bogen, Director, Allegheny County Health Department
- Announcements & Program Updates



# Allegheny County

Through 2/24/2021:

- 100,501 have received only one shot and 54,305 have been fully vaccinated
  - About 13% of Allegheny County's population has received at least one shot

<https://www.health.pa.gov/topics/disease/coronavirus/Vaccine/Pages/Vaccine.aspx#data>



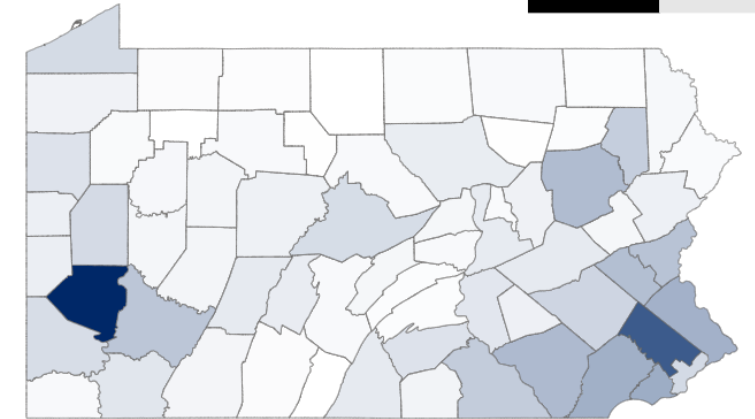
## COVID-19 Vaccine Dashboard

Updated on 2/24/2021

Number of People Vaccinated

County	Partially Covered	Fully Covered
Adams	5,566	2,964
Allegheny	100,501	54,305
Armstrong	4,710	2,710
Beaver	8,448	3,621
Bedford	2,187	1,526
Berks	19,861	18,533
Blair	9,212	5,351
Bradford	3,406	3,205
Bucks	36,579	26,430
Butler	17,529	10,304
Cambria	10,383	7,472
Cameron	869	327
Carbon	4,248	4,045
Centre	16,454	6,190
Chester	37,436	23,412
Clarion	4,123	1,725
Clearfield	6,998	5,014
Clinton	3,287	1,380
Columbia	6,983	4,688
Crawford	6,368	7,088
Cumberland	13,999	8,538
Dauphin	11,977	8,904
Delaware	38,755	25,207
<b>Total</b>	<b>913,253</b>	<b>585,012</b>

Number of People Receiving Partially Covered Vaccinations, by County

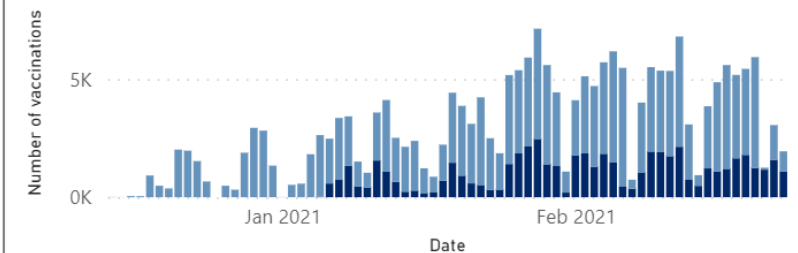


County/State

Allegheny

Number of Vaccinations Administered, by Date

● Number of full vaccinations ● Number of partial vaccinations



154,806

Partial vaccinations administered

54,305

Full vaccinations administered



# DHS Provider Call February 25, 2021

Debra Bogen, MD

Allegheny County Health Department





# Pandemic Phases/Priorities

- Spring 2020 (Mar - May)
  - Unknowns about virus, lack of PPE, limited testing capacity, 1<sup>st</sup> mitigation strategies
- Summer surge (June - Aug)
  - Loosening of mitigation strategies → surge in cases, 2<sup>nd</sup> mitigation strategies (travel, food/beverage service)
- Autumn (Sept - Oct)
  - Relatively quiet with some mitigation in place
- Late fall/winter (Nov - Dec)
  - Largest surge yet; many deaths (highest Dec), increase mitigation strategies
- New year 2021 (Jan...) VACCINE HERE - also variants?

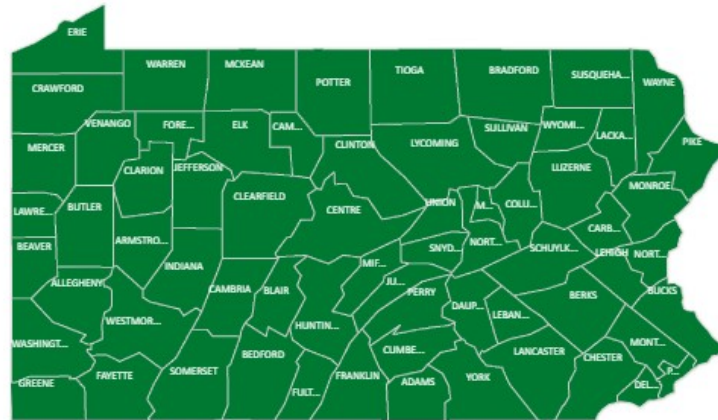


# PA DOH Early Warning Dashboard



## COVID-19 Early Warning Monitoring System Dashboard

Updated on 2/19/2021



Select a county or multiple counties (CTRL+click) in the map to filter the table.

Page Navigation

All Counties



### Pennsylvania

<b>-5,461</b> Confirmed cases (diff)	<b>116.3</b> Incidence rate per 100,000 (curr)
<b>6.5%</b> PCR percent positivity (curr)	<b>-508.0</b> Avg. daily hospitalizations (diff)
<b>-43.3</b> Avg. daily ventilators (diff)	<b>0.6%</b> Hosp. visits due to CLI (curr)

diff. - difference between the most recent 7-day period and the previous 7-day period.

curr. - most recent 7-day period

Most recent 7-day period: February 12-February 18

Previous 7-day period: February 5-February 11

For detailed county progress hover over the metric.

County	Difference in confirmed cases (most recent 7 days vs previous 7 days)	Incidence rate (most recent 7 days) per 100,000 residents	PCR percent positivity (most recent 7 days)	Difference in the average daily number of COVID-19 hospitalizations**	Difference in the average daily number of COVID-19 patients on ventilators**	Percent of hospital emergency department visits in the most recent 7 days due to COVID-like-illness*
PENNSYLVANIA	-5,461	116.3	6.5%	-508.0	-43.3	0.6%
ADAMS	-6	134.0	9.0%	-4.3	-1.3	1.8%
ALLEGHENY	-263	85.9	5.5%	-36.0	-7.2	0.5%
ARMSTRONG	-10	78.8	7.2%	-0.6	0.0	0.2%
BEAVER	-15	145.8	7.5%	+4.4	+1.6	0.3%
BEDFORD	-4	43.9	6.4%	0.0	0.0	0.3%
BERKS	-138	110.6	7.6%	-28.5	-2.7	0.9%



## COVID-19 Early Warning Monitoring System Dashboard

Updated on 2/19/2021

Select a County

ALLEGHENY

Page Navigation

All Counties



### Newly reported confirmed cases



Decreased from 1,308 confirmed cases the previous seven days to 1,045 in the most recent seven days.

1,308

Previous 7 days

1,045

Most recent 7 days



### Incidence rate per 100,000 residents



Decreased from a rate of 107.6 per 100,000 residents in the previous seven days to 85.9 per 100,000 residents in the most recent seven days.

107.6

Previous 7 days

85.9

Most recent 7 days



### PCR testing positivity rate



Decreased from a PCR testing positivity rate of 6 percent during the previous seven days to 5.5 percent over the most recent seven days.

6.0%

Previous 7 days

5.5%

Most recent 7 days



### Average daily COVID-19 specific hospitalizations



Decreased from 254.9 daily COVID-19 specific hospitalizations, on average, over the previous seven days to 218.9 daily COVID-19 specific hospitalizations, on average, over the most recent seven days.

254.9

Previous 7 days

218.9

Most recent 7 days



### Average daily COVID-19 patients on ventilators



Decreased from 26.9 daily COVID-19 patients on ventilators, on average, over the previous seven days to 19.7 daily COVID-19 patients on ventilators, on average, over the most recent seven days.

26.9

Previous 7 days

19.7

Most recent 7 days



### Percent of hospital emergency department visits due to COVID-like-illness (CLI)



Increased from 0.3 percent of hospital emergency department visits in the previous seven days due to COVID-like-illness (CLI) in the previous seven days to 0.5 percent in the most recent seven days.

0.3%

Previous 7 days

0.5%

Most recent 7 days





# Comparison of Vaccines

Clinical Outcome	Pfizer-BioNTech	Moderna	Jansen (J&J)
Type	mRNA	mRNA	Adenovirus-based
Doses	2: 21 days apart	2: 28 days apart	1
Shipping quantity	975 doses	100 doses	?
Storage	Ultracold (-94F) Refrig 5 days	Freezer -13° -5° F Refrig 30 days	-4° F 2 years Refrig 3 months
Symptomatic COVID 7/14 days post 2 <sup>nd</sup> dose	95%	94.1%	66%+
Prevent Severe Disease	75%	100%	85%
Prevent Hospitalization	--	--	100%
Prevent Death	--	--	100%





# Vaccine Distribution Phases

	CDC/ACIP	HHS/PA DOH
1A	<ul style="list-style-type: none"><li>• Healthcare worker</li><li>• Long-term care residents and staff</li></ul>	<ul style="list-style-type: none"><li>• Long-term care facility residents</li><li>• Health care personnel</li><li>• <math>\geq 65</math> years</li><li>• 16-64 y with specific health conditions</li></ul>
1B	<ul style="list-style-type: none"><li>• Persons aged <math>\geq 75</math> years</li><li>• Frontline essential workers</li></ul>	<ul style="list-style-type: none"><li>• Congregate settings</li><li>• 1st responders, correctional officers</li><li>• Food, agricultural, postal, transit, manufacturing, grocery workers</li><li>• Education, child-care, adult-care</li><li>• Clergy + support staff</li></ul>
1C	<ul style="list-style-type: none"><li>• Persons aged 65-74 y</li><li>• 16-64 y with specific health conditions</li><li>• Essential workers not in 1b</li></ul>	<ul style="list-style-type: none"><li>• Other essential workers</li></ul>
2	<ul style="list-style-type: none"><li>• All <math>\geq 16</math> years not in 1A-1C</li></ul>	<ul style="list-style-type: none"><li>• All <math>\geq 16</math> years not in 1A-1C</li></ul>
	<p><a href="https://www.cdc.gov/mmwr/volumes/69/wr/mm695152e2.htm?s_cid=mm695152e2_w">https://www.cdc.gov/mmwr/volumes/69/wr/mm695152e2.htm?s_cid=mm695152e2_w</a></p>	<p><a href="https://www.health.pa.gov/topics/disease/coronavirus/Vaccine/Pages/Vaccine.aspx">https://www.health.pa.gov/topics/disease/coronavirus/Vaccine/Pages/Vaccine.aspx</a></p>



## County Vaccine Distribution

Week	# of Doses
Dec 14-18	16,575
Dec 21-24	20,400
Dec 28-31	18,250
Jan 4-8	41,525
Jan 11-15	41,700
Jan 18-22	40,700
Jan 25-29	45,125
Feb 1-5	24,600
Feb 8-12	3,100
Feb 15-19	38,795
Total	~333,495

Vaccine Providers
Hospitals
Pharmacy
ACHD ~10%
FQHC
Docs/Misc
Dialysis

<https://www.health.pa.gov/topics/disease/coronavirus/Vaccine/Pages/Distribution.aspx>



# Vaccine Challenges

- Limited Supply
  - Delay in second doses (up to 42 days)
- Limited local control of distribution
- Vaccine hesitancy / concern
- Equity of distribution



# ACHD Vaccine Doses

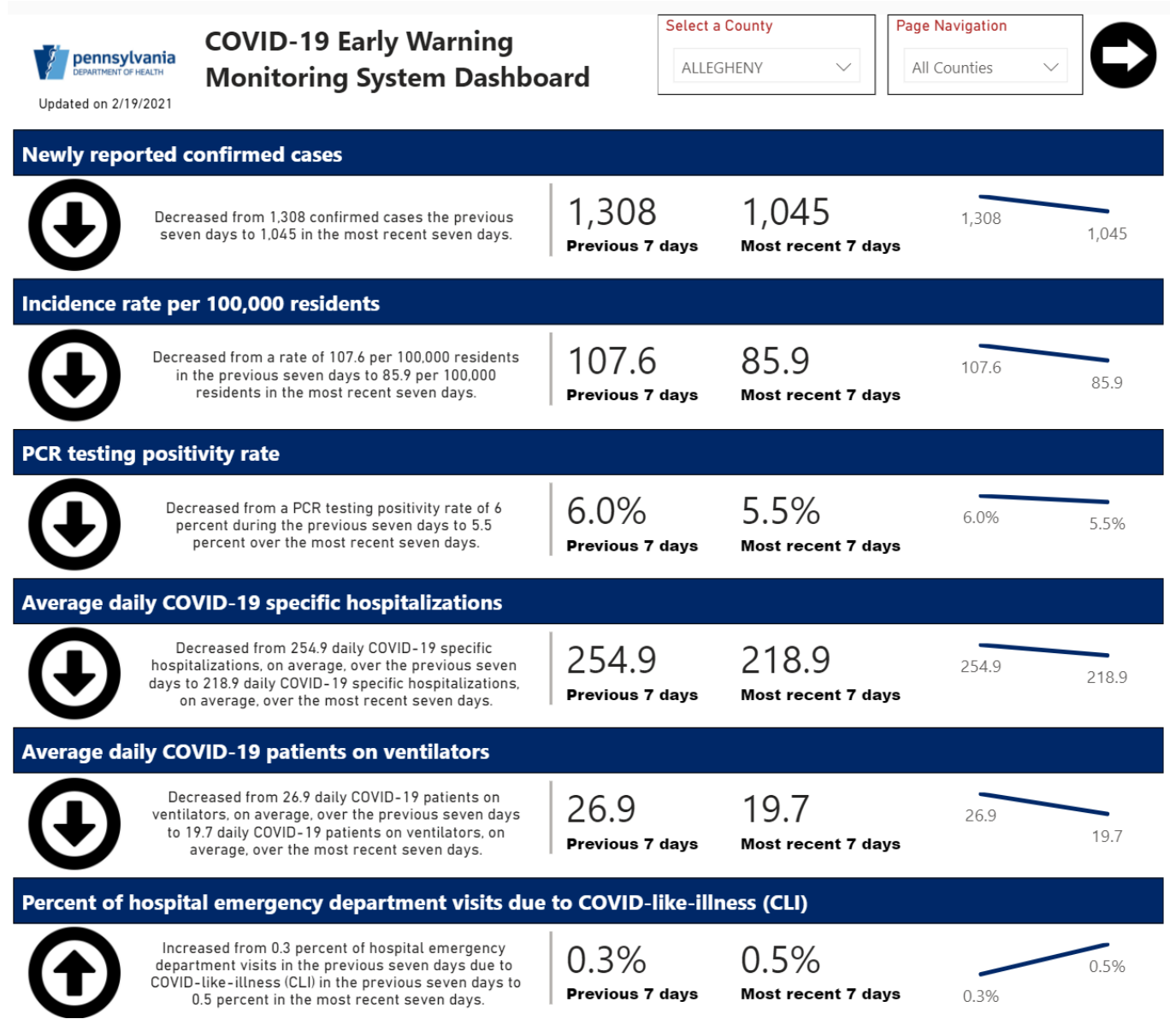
## AS DOSES INCREASE...

- Large vaccination center(s)
  - Monroeville; Castle Shannon; others...
  - Currently 65 years and older
- Community-based and led events
  - Build on work with flu vaccine program and COVID testing
  - Community led events (e.g. Homewood and Hill District)
  - Continuing outreach to senior living facilities - **DHS partner**
  - Mobile services & home-bound services
- Phone registration (2-1-1)

# PA State Metrics

- Compares this week (February 12<sup>th</sup>- February 18<sup>th</sup>) to previous week (February 5<sup>th</sup>- February 11<sup>th</sup>). Data is updated every Friday.

	% change from last week to this week
Newly reported cases	-20%
Incidence rate per 100,000	-20%
Positivity rate	-8%
Ave. daily hospitalizations	-14%
Ave. daily patients on ventilators	-27%
% ED visits due to CLI	67%



PA state's early warning system dashboard

(<https://www.health.pa.gov/topics/disease/coronavirus/Pages/Monitoring-Dashboard.aspx>).

The people tested per case has been increasing since early January. Both testing and cases have fallen throughout January and February.



## COVID-19 in Allegheny County

# Metric #2: Number of People Tested Per New Case

METRIC  
2

**METRIC DEFINITION:** The count of people tested for each case over the last 7 days is greater than or equal to 50.

*Testing should be responsive to the number of cases. As case counts increase, so should testing. As case counts decrease, so also should testing.*

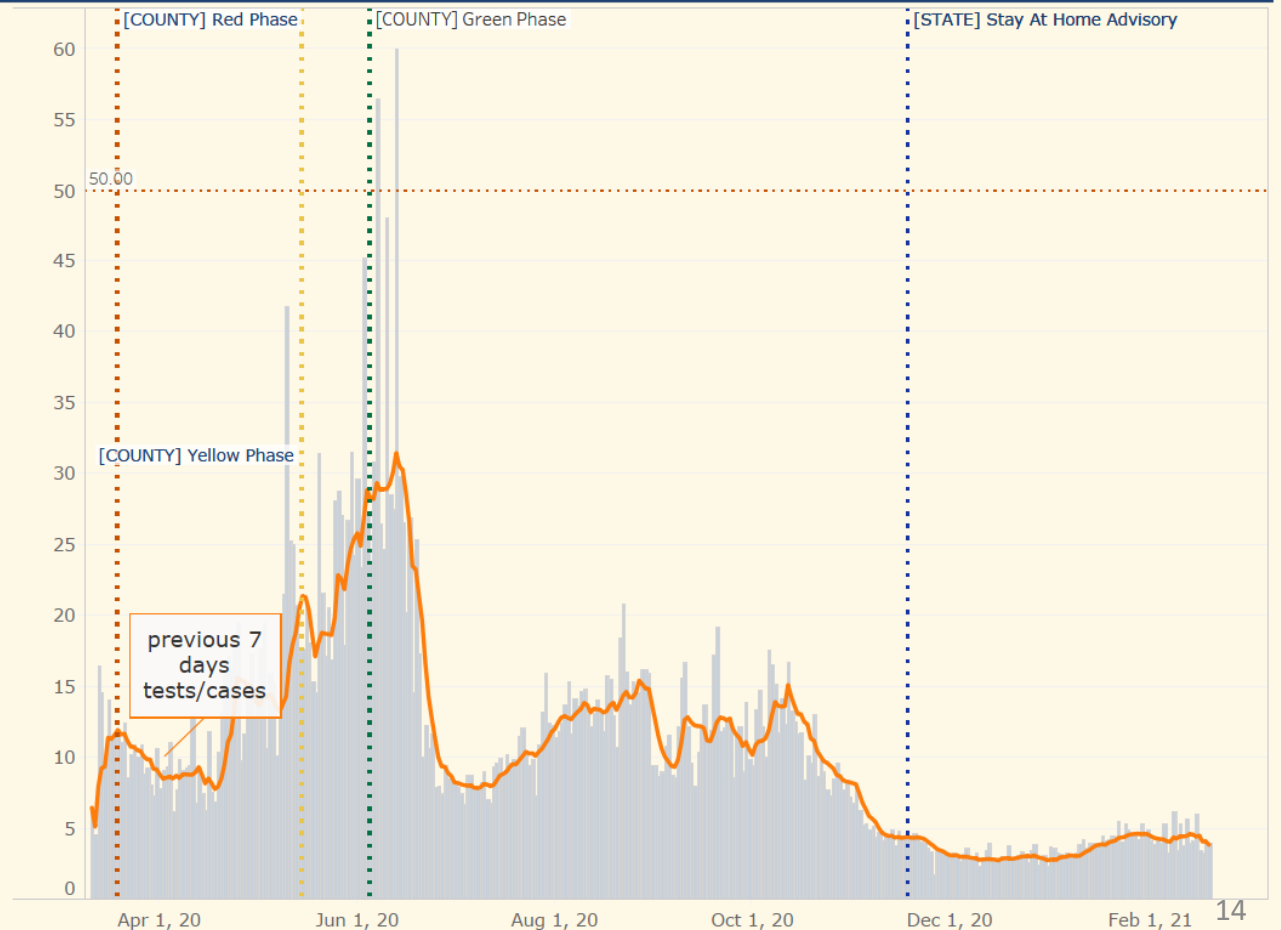
WEEK BEGINNING ON	COUNT OF TESTS/COUNT OF CASES	% CHANGE FROM PREVIOUS WEEK	METRIC MET
2/13/2021	3.9	-14%	X
2/6/2021	4.5	6%	X
1/30/2021	4.3	-8%	X
1/23/2021	4.6		X

**Data Source:** PA National Electronic Disease Surveillance System (PA-NEDSS)

**Citation:** Washington State Department of Health

**Note:** Per the Health Department, there is a data lag in reported cases and tests.

Data through February 19, 2021 was used for this metric.



Cases continue to fall. There were 1,545 cases the week of 2/13. The weekly numbers are about where we were mid-summer.



## COVID-19 in Allegheny County

METRIC  
3

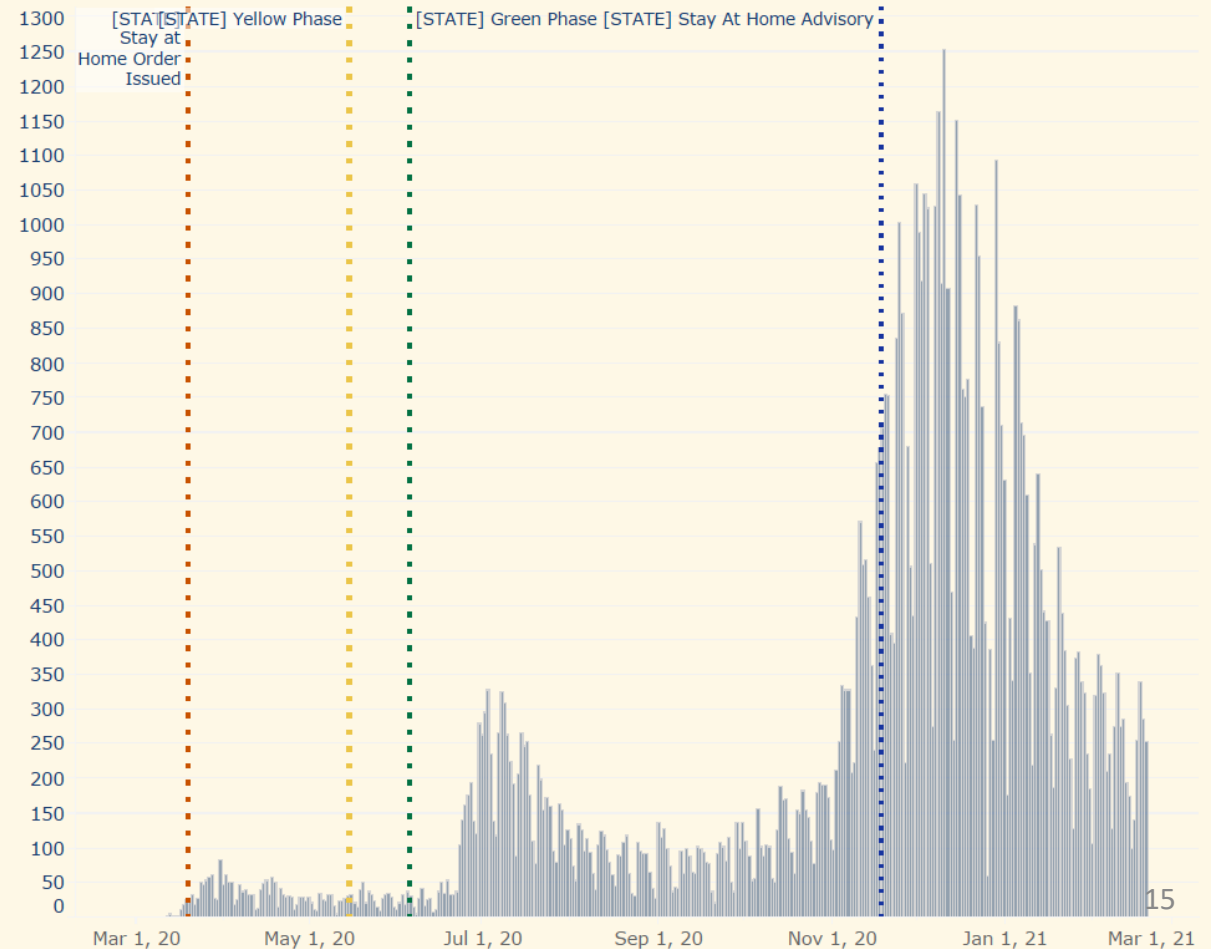
### Metric #3: Declining or Low Case Counts

**METRIC DEFINITION:** The 14 day count of new cases is declining or is consistently low.

A declining or low case counts indicates fewer people are infected and have the ability to spread COVID-19 to others.

WEEK BEGINNING ON	COUNT OF CASES	% CHANGE FROM PREVIOUS WEEK	AVERAGE DAILY POSITIVE TEST RATE	METRIC MET
2/13/2021	1,545	-11%	17.6%	X
2/6/2021	1,743	-7%	15.8%	X
1/30/2021	1,883	-6%	17.1%	X
1/23/2021	2,011		16.8%	X

**Data Source:** PA National Electronic Disease Surveillance System (PA-NEDSS)  
**Citation:** National Governors Association  
**Note:** Per the Health Department, there is a data lag in reported cases and tests. Data through February 19, 2021 was used for this metric.



The 3-day average of total net hospitalizations has fallen since 12/17 (859). It was 196 on 2/23.



## COVID-19 in Allegheny County

### Metric #5: Decline in Hospitalizations

METRIC  
5

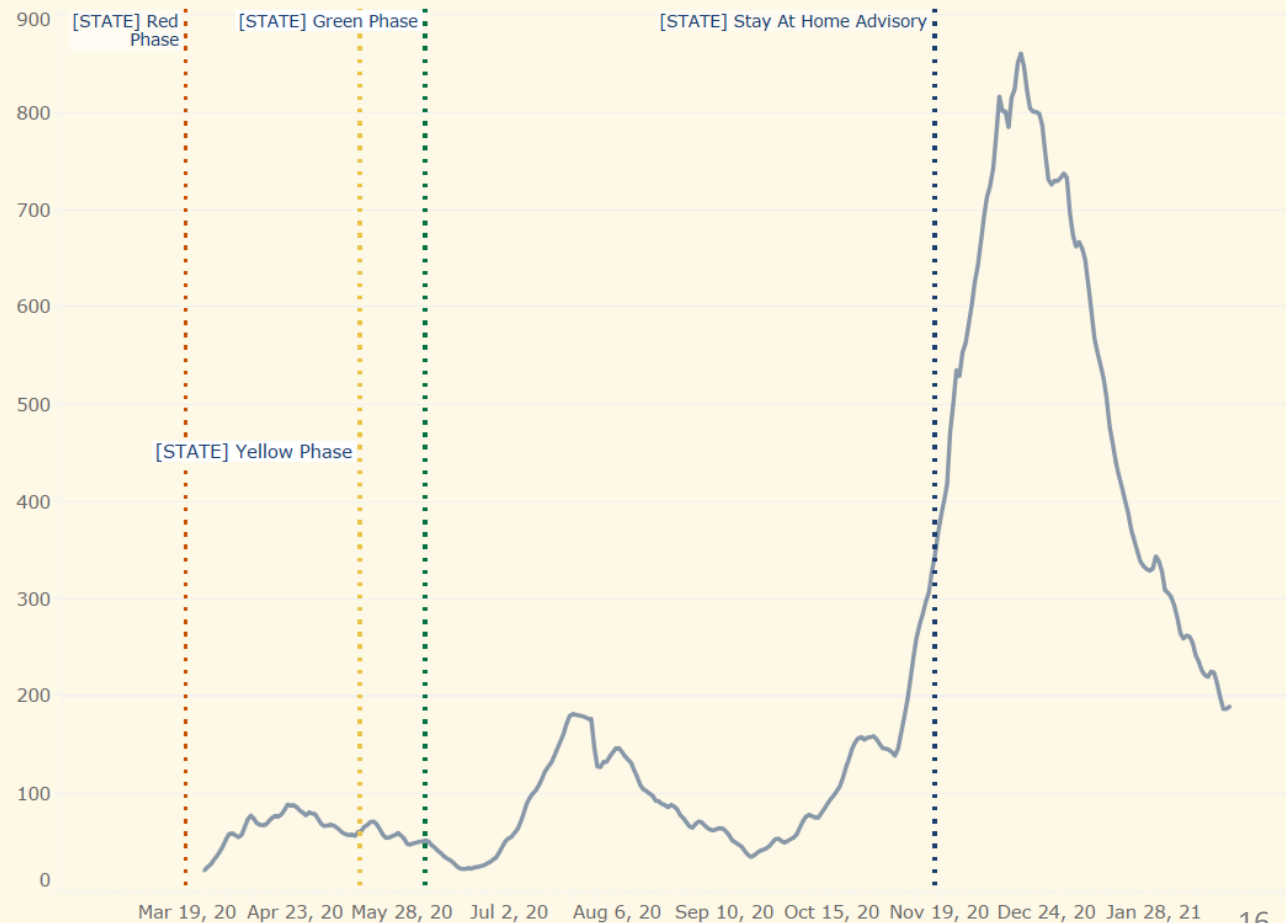
**METRIC DEFINITION:** A decline in the three-day rolling average of total net hospitalizations (defined as the total number of people in the hospital on a given day) over the course of a 14-day period.

WEEK BEGINNING ON	AVERAGE WEEKLY NUMBER OF PATIENTS	% CHANGE FROM PREVIOUS WEEK	METRIC MET ON LAST DAY OF WEEK
2/16/2021	200	-14%	X
2/9/2021	231	-16%	X
1/26/2021	327		X

**Data Source:** Hospital and Health System Association of Pennsylvania

([https://public.tableau.com/profile/hap\\_research#!/vizhome/EEIRegion/EEIRegion](https://public.tableau.com/profile/hap_research#!/vizhome/EEIRegion/EEIRegion))

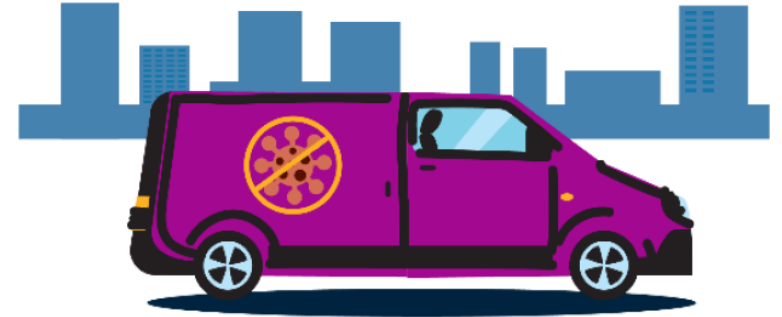
**Citation:** Centers for Disease Control and Prevention





# COVID-19

## Allegheny County Mobile Testing Sites



**Friday, Feb 26, 9am-4pm**

City of Clairton Municipal Building  
551 Ravensburg Blvd, Clairton, PA 15025

Pre-registration link:  
<https://curative.com/sites/15425/>

**Friday, Feb 26, 9am-12pm**

Parkway Center Mall  
15 Mall Drive, Pittsburgh, PA 15220  
Pre-registration link:

<https://curative.com/sites/15423/>

**Friday, Feb 26, 1pm-4pm**

St. Paul AME Church, 1pm-4pm  
400 Orchard Place, Pittsburgh, PA 15210  
Pre-registration link:

<https://curative.com/sites/15426/>

**These sites are for Covid-19 testing ONLY.**

**Vaccines are NOT AVAILABLE at these locations**

# Food resources

The Food Bank's network of food pantries is ready and able to serve you! Connecting with a pantry in your area means consistent access to food.

**Saturday,  
February 27**




**Wilkinsburg**

10 a.m. – 12 p.m.  
East End Behavioral Health Hospital  
225 Penn Ave, Pittsburgh, PA 15221

**MAKE A RESERVATION**

**Monday,  
March 1**




**Duquesne**

3 p.m. – 5 p.m.  
Greater Pittsburgh Community Food Bank  
1 N Linden Street, Duquesne, PA 15110

**MAKE A RESERVATION**

**Tuesday,  
March 9**



**Allegheny  
Valley**

4 p.m. – 6 p.m.  
Pittsburgh Mills Galleria  
590 Pittsburgh Mills Blvd., Tarentum, PA 15084

**MAKE A RESERVATION**

**Thursday,  
March 11**



**Glassport**

1 p.m. to 3 p.m.  
Queen of the Rosary Church  
530 Michigan Ave, Glassport, PA 15045

**MAKE A RESERVATION**

**Make Reservations Here!**

[Drive-Up Food Distributions - Greater Pittsburgh Community Food Bank  
\(pittsburghfoodbank.org\)](https://pittsburghfoodbank.org)

# Now open for device requests!

The Digital Divide Device Program has re-opened! We welcome the submission of new requests for clients in need.

**IMPORTANT UPDATE:** New laptops have been ordered but have not yet arrived. We have record of all previously submitted unfulfilled requests and will reach out when a distribution event is scheduled.

The link to submit new requests can be found below:

[DHS Device Request Form](#)

We would like to hear from you! If you have any feedback on your experience with the program or devices let us know. Email us at [dhs-covid19supplies@alleghenycounty.us](mailto:dhs-covid19supplies@alleghenycounty.us)



# Active Solicitations – same ones as last week

- **RFI for Racial Equity Training and Support Directory**
  - Re-release of RFI to add additional resources to directory
  - Next deadline March 15
  - Ongoing solicitation; deadlines quarterly
- **RFQ for Forensic Psychological and/or Psychiatric Evaluators**
  - Next deadline **Monday, March 1**
  - Ongoing solicitation; deadlines March 1 and September 1 each year
- **CCBH/DHS RFP for Psychiatric Residential Treatment Facility**
  - Proposals due April 1
  - Proposals submitted through CCBH, not DHS, but can find RFP on our Solicitations page
- [Link](#) to DHS Solicitations

## Notice: SAMHSA's Grants 101 Webinar for Community-Based Organizations (CBOs)

- SAMHSA's Office of Behavioral Health Equity will host, **Elevate CBOs Webinar Series: Grants 101**, a webinar on competitive SAMHSA grant applications for CBOs serving under-resourced racial and ethnic minority, and lesbian, gay, bisexual, and transgender populations.
- The session will provide an overview of the grant application process at SAMHSA, clarify what is and is not required in submitting grant applications, and include a question-and-answer session.
- **Thursday, March 4, 2021, from 2 to 4 p.m.**
  - [Register](#) by Monday, March 1

# Policy & Legislative Update - Federal and State

- **The US Small Business Administration established a 14-day, exclusive Paycheck Protection Program (PPP) loan application period for businesses and nonprofits with fewer than 20 employees**
  - From February 24 through March 9, 2021, only businesses with fewer than 20 employees can apply for a PPP loan ([link](#) for more information).
  - The regular application window reopens for all eligible entities March 10-31, 2021.
- **Pennie, PA's health insurance exchange, is holding an additional open enrollment period through May 15**
  - Anyone who experiences a qualifying life event is eligible to enroll anytime during the year.
  - Pennie connects eligible applicants to Medicaid or CHIP.
  - For more information and enrollment assistance: [pennie.com](https://www.pennie.com) or 844-844-8040.

# Policy & Legislative Update - State

- **PA Constitutional Amendments in upcoming elections**
  - Amendment allowing the General Assembly to pass a resolution to end an emergency disaster declaration by the Gov after 21 days will be on the May 18 ballot.
  - Amendment creating judicial districts for all appellate state courts has been tabled and will not be on the May ballot, but could be on the November 2 ballot.
- **PA House and Senate State Government Committees discussed the Census Bureau's announcement that census data would be delayed until Sept. 30, 2021 due to COVID-19**
  - Census data is unlikely be usable until the second quarter of 2022, which would cause delays in redistricting for both congressional and state legislative districts, which would in turn delay the 2022 primaries until districts could be drawn.

# Policy & Legislative Update - State & Local

- **County Council will consider a revised bill next week to create a County Citizen Police Review Board**
  - Board would consist of nine members with the power to investigate allegations of police misconduct.
  - Only the Allegheny County Police Department would be required to participate; municipal police departments and the county sheriff's department could opt-in.



# Hello Baby Virtual Programming

Join virtual parenting groups from the comfort of home.

hello baby

Family Centers  
ALLEGHENY COUNTY

**Groups meet monthly. You don't have to pre-register!**

Ask a nurse about everything from sleeping to solid food and connect with other parents just like you in Hello Mommy and Hello Daddy groups.

## Ask-a-Nurse

1st Thursday  
6:00pm-7:00pm  
3rd Tuesday  
11:00am-12:00pm

Join Us

## Hello Mommy!

2nd Wednesday  
6:00pm-7:00pm  
4th Thursday  
11:00am-12:00pm

Join Us

## Hello Daddy!

2nd Thursday  
6:00pm-7:00pm

Join Us

<https://familycenters.alleghenycounty.us/classes>

<https://hellobabypgh.org/events-list/><sub>25</sub>

# Summer Programming for High School Students

**CALLING ALL HIGH SCHOOL STUDENTS**  
**FREE SUMMER 2021 COLLEGE CLASSES AT**  
**CARLOW OR CCAC**  
**& GET PAID FOR 25 HRS/WK OF CLASS, TUTORING**  
**AND INTERNSHIP**

**JUNE 14 -**  
**AUGUST 6, 2021**

**HIGHSCHOOLU**  
Neighborhood Learning Alliance

**SPECIAL OPPORTUNITIES**  
**AVAILABLE FOR STUDENTS**  
**INTERESTED IN**  
**HEALTH CARE**  
**AND**  
**INFORMATION**  
**TECHNOLOGY**

**TO APPLY, GO TO: [WWW.NEIGHBORHOODLEARNING.ORG/SUMMERCOLLEGE](http://WWW.NEIGHBORHOODLEARNING.ORG/SUMMERCOLLEGE)**

**Questions? Please Call: 412-363-1910**

- 400+ HIGH SCHOOL STUDENTS HAVE EARNED TRANSFERABLE COLLEGE CREDITS SINCE 2016
- 95% POSITIVE COMPLETION RATE
- SUMMER '21 COURSES: ENGLISH 101, BIOLOGY WITH A LAB, PUBLIC SPEAKING AND MORE
- EXPERIENCED IN SUPPORTING VIRTUAL AND IN-PERSON COLLEGE CLASS INSTRUCTION
- STRONG TUTOR SUPPORT FOR ALL PARTICIPANTS
- INTERNSHIPS OFFERED FOR ALL PARTICIPANTS
- BUS PASSES PROVIDED FOR ALL IN-PERSON ACTIVITIES

**Neighborhood Learning Alliance**

**UNIVERSITY PARTNERS**  
**CARLOW UNIVERSITY**  
**CCAC**

**FUNDERS**  
THE GRABLE FOUNDATION  
Alcoa Foundation  
Richard King Mellon Foundation

**PARTNER WORK**  
**United Way**  
United Way of Southwestern Pennsylvania  
**AWARD FOR EXCELLENCE**

Students can apply here!

<https://neighborhoodlearning.org/summercollege>

---

# Health of the Homelessness System

- **Providers** are still operating, sheltering, taking in new clients.
- Not seeing new **Section 8** vouchers or habitability inspections being scheduled yet.
- **Fewer adult shelter beds** available at year-round shelters (EECM had 1 vacancy this morning & Light of Life had 8). CALL AHEAD BEFORE SENDING ANYONE.
- Beds filling up most nights at Smithfield and McKeesport **winter shelters**. People can still come, overflow sent to Safe Haven.
- Shepherd's Heart **winter shelter** (females) usually has open beds.
- **Youth shelter beds** available at DOCS for all genders.
- **Family Shelters** have space available for families of all sizes. **Kudos to Johnna Kerner** and team for helping 7 families to self-resolve, diverting them from entering the homelessness system.
- **Two Warming Centers** are open when winter shelters are closed during the day. Open Warming Centers are at the Red Door on Stanwix and at McKeesport Downtown Housing. The Catholic Charities Warming Station on 9th Street will be closed today and tomorrow, reopening on Saturday.
- **Isolation and Quarantine facilities** have spaces available as needed. Prioritization policy for highly vulnerable referrals still in place.

---

# NEWS

- Full **HUD Award** Coming! \$21,805,362
- **Rental Assistance** is on the way! Treasury issued program guidance for new RA funding this week. DHS is using this guidance to finish the application build out and related processes. Working to get program launched, official launch date will be announced soon.
- DHS is mobilizing across multiple offices to support the Magisterial District Courts to **provide connections and support in landlord/tenant hearings.**
- **Winter Shelter extensions**
  - Smithfield (men/women/non-binary) likely open through June.
  - McKeesport Downtown Housing likely open until April 9.
  - More info coming.

# COVID Impact on Provider Outcomes

Metric being impacted	Provider comments on specific client related issues that will impact outcomes via performance data:
Utilization	With facility-based programs in particular, it has been a challenge to bring a new individual into the facility with a fear of COVID. This has caused a strain on how quickly an individual can move into a vacant unit.
Data Timeliness & Data Quality	As the work-from-home order was issued, provider agencies were required to change their business process rather quickly. The previous process of passing paperwork via desk was no longer an option and therefore, the timeliness of data entry and the overall quality decreased while providers developed and settled into the work-from-home process.
Employment & Income	The shutdown earlier in 2020 impacted clients by laying off individuals. In addition, it has also created a sense of fear among some clients as they do not feel safe working in the public, cannot work due to health concerns, and for individuals who rely on public transportation to travel to and from work. Additionally, the extra payment for unemployment was sometimes more income than the individuals working were receiving.
Non-Cash Benefits	Individuals are having miscommunications with benefit agencies which has caused several clients to have their benefits terminated. Because the benefit offices aren't open, and several clients either lack the technology to address this issue online, or are unsure how to go about it, clients have also experienced a loss of benefits.
Length of Stay in Rapid Rehousing	HUD Waiver to continue assisting clients in RRH past 24 months has impacted how long clients are staying in RRH.
Time from Enrollment to Move-in Date	As individuals are home more frequently, it caused an increase in landlords seeking payment via the Risk Mitigation Fund. Due to this, new enrollments to the Risk Mitigation Fund were closed. Many landlords were not willing to work the programs without that incentive and protection. Therefore, finding a unit was more challenging and took longer.
Exits to Permanent Housing	With the shut-down of Housing-Choice Voucher processing, many clients were not able to exit the Supportive Housing and Rapid Rehousing programs. Due to this, the overall number of households that exited went down in 2020.



# HOCC City Camp Clean up

- Homeless Outreach & Coordination Committee organizing
- Focusing on camps located within City of Pittsburgh
- City of Pittsburgh providing dumpsters

**To volunteer:** <https://forms.gle/sMvLqMEHpg7XkKf49>

Do you know a space that is abandoned and requires attention? Contact HOCC Co-Chair, Laura Drogowski at [laura.drogowski@pittsburghpa.gov](mailto:laura.drogowski@pittsburghpa.gov).



# KUDOS to Terri Laver for 38 Years of Knowledge, Guidance, and Teaching

"You are **the Best!!!** You have been a cherished friend and colleague throughout the years."

"I am thankful for **your guidance, patience, and the wisdom** shared when I worked with you."

"You are one of those people who does the job of many, who knows so much, and who is just so **wise**. To be thoughtful and caring on top of that makes you truly special."



"Thank you so much for making time to show me the ropes and **lending your considerable expertise...**"

**"You have been an incredible teacher for me and have always been willing to help me learn..."**

**"Terri - You are a super human on every level... your work ethic, your compassion, your intelligence, your commitment to the community, your longevity. Simply put, you will be irreplaceable."**

"Your **tireless dedication** and endless knowledge of all things homeless system have been such a key element of county homeless efforts, and have ensured the safe housing for so many people in our community. "

"Thank you for all of your support, and your leadership. You will be greatly missed."

"You have been such an asset, not only to the continuum but to the providers as well."

# Key Contacts

- Provider questions for Allegheny County Health Department
  - [DHS-COVID19Planning@alleghenycounty.us](mailto:DHS-COVID19Planning@alleghenycounty.us)
    - Use the subject field to indicate if your qq is about CYF, Aging, BH, CYF, ID, Community Services, or DHS operations (e.g., contracting, payment)
  - <https://www.alleghenycounty.us/healthdepartment/index.aspx>
- Key DHS staff
  - Payment inquiries: Dan Evancho [Dan.Evancho@alleghenycounty.us](mailto:Dan.Evancho@alleghenycounty.us)
  - Contract inquiries: Kathy Heinz [Kathy.Heinz@alleghenycounty.us](mailto:Kathy.Heinz@alleghenycounty.us)  
Laura Brigido [Laura.Brigido@alleghenycounty.us](mailto:Laura.Brigido@alleghenycounty.us)
- United Way 2-1-1
  - For basic needs assistance or general COVID-19 inquiries call the 24/7 COVID-19 Hotline at 1-888-856-2774. Language services are available.





The average weekly positivity rate been decreasing since early December, but did increase over the last week. On February 20<sup>th</sup>, there was a **15% positivity rate** (80 cases out of 524 tests).

METRIC 1



## COVID-19 in Allegheny County

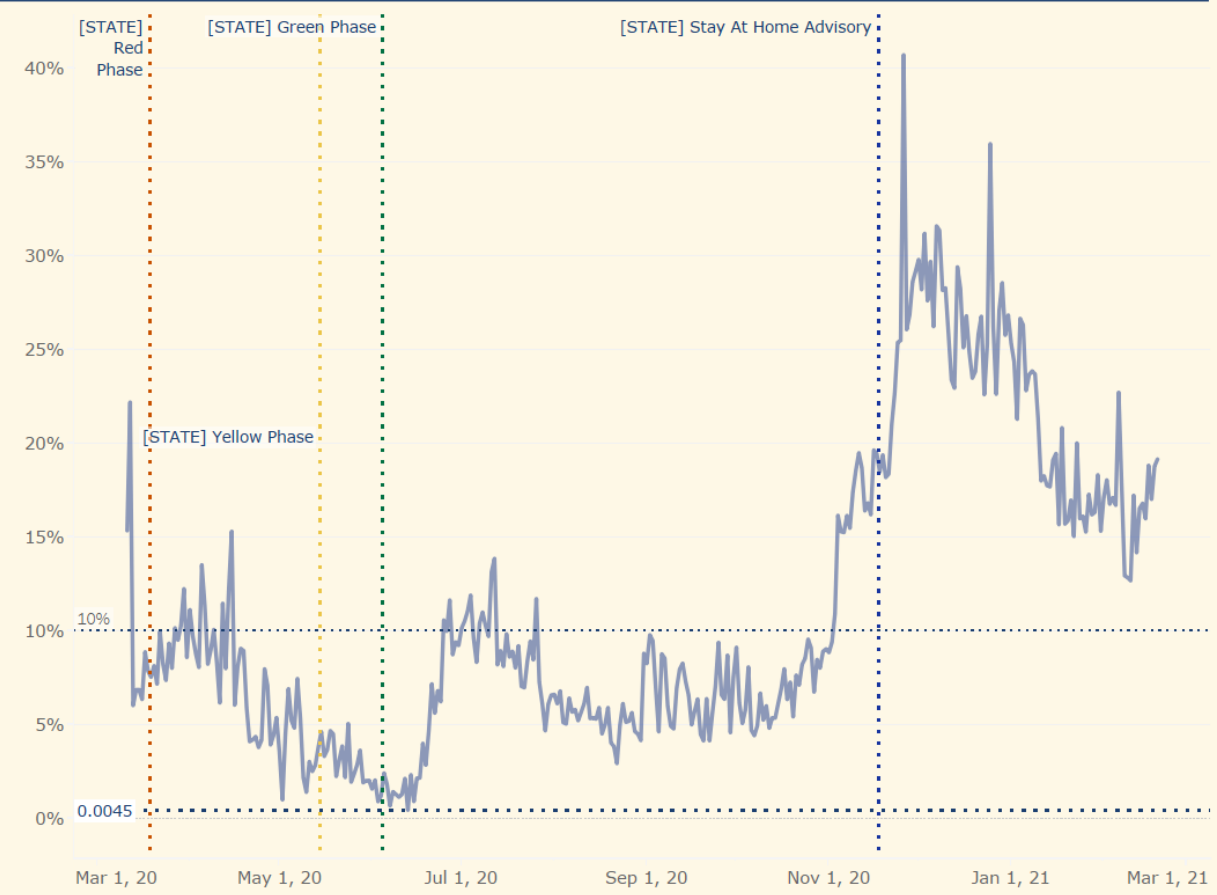
### Metric #1: Positivity Rate

**METRIC DEFINITION:** The average daily positivity rate is less than or equal to 10%.

A positivity rate below 10% indicates that enough testing is being done to find all the active infections. Identifying the active infections is essential for contact tracing and to stop the spread of the disease.

WEEK BEGINNING ON	AVERAGE POSITIVITY RATE	% CHANGE FROM PREVIOUS WEEK	METRIC MET
2/13/2021	17.6%	11.6%	X
2/6/2021	15.8%	-7.5%	X
1/30/2021	17.0%	2.0%	X
1/23/2021	16.7%		X

*Data Source:* PA National Electronic Disease Surveillance System (PA-NEDSS)  
*Citation:* World Health Organization  
*Note:* Per the Health Department, there is a data lag in reported cases and tests.  
 Data through February 19, 2021 was used for this metric.



NOTE: The spikes on the graph are from Thanksgiving and Christmas Day, when there were much fewer tests taken.

The people tested per case has been increasing since early January. Both testing and cases have fallen throughout January and February.



COVID-19 in Allegheny County

METRIC 2

Metric #2: Number of People Tested Per New Case

**METRIC DEFINITION:** The count of people tested for each case over the last 7 days is greater than or equal to 50.

Testing should be responsive to the number of cases. As case counts increase, so should testing. As case counts decrease, so also should testing.

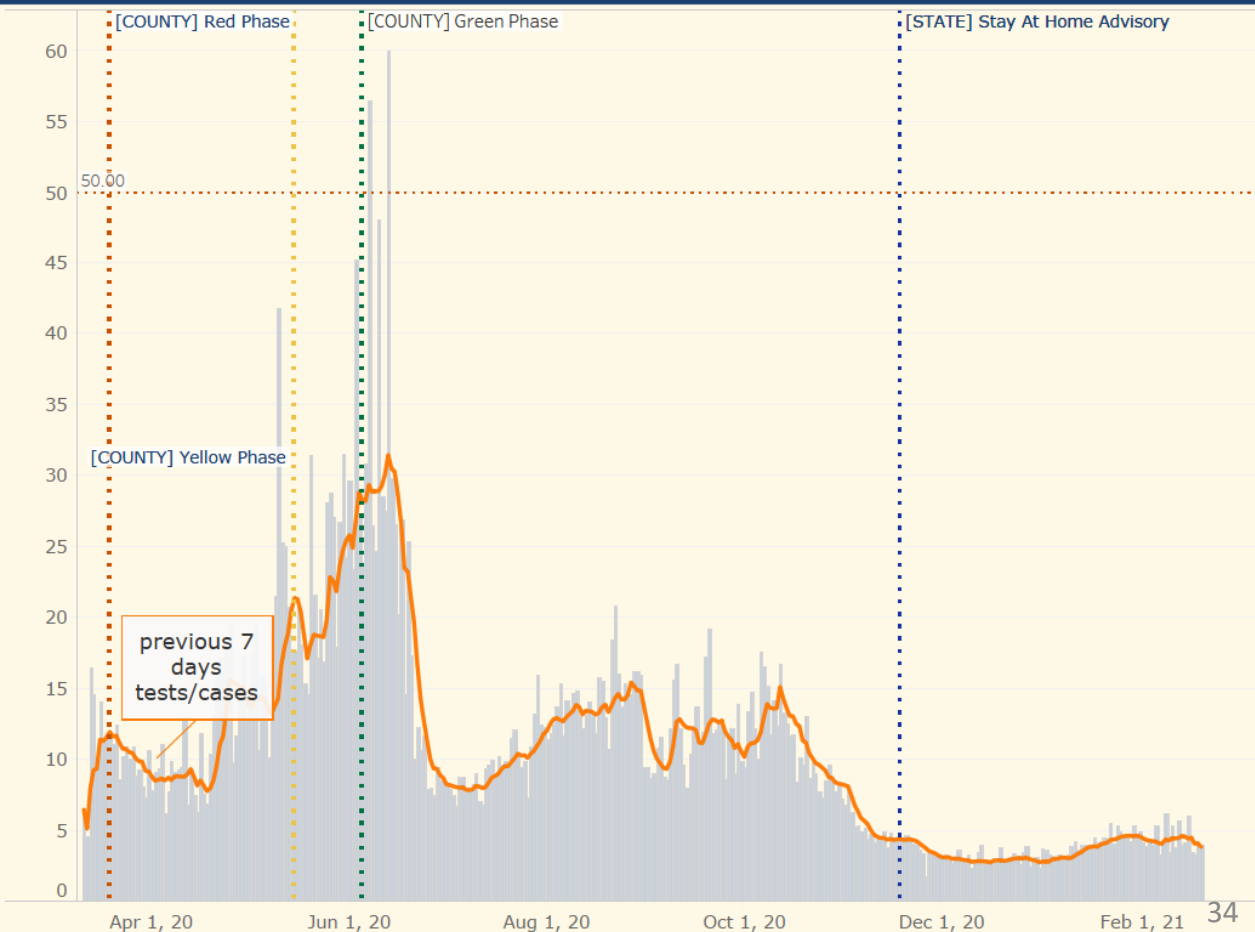
WEEK BEGINNING ON	COUNT OF TESTS/COUNT OF CASES	% CHANGE FROM PREVIOUS WEEK	METRIC MET
2/13/2021	3.9	-14%	X
2/6/2021	4.5	6%	X
1/30/2021	4.3	-8%	X
1/23/2021	4.6		X

Data Source: PA National Electronic Disease Surveillance System (PA-NEDSS)

Citation: Washington State Department of Health

Note: Per the Health Department, there is a data lag in reported cases and tests.

Data through February 19, 2021 was used for this metric.



Cases continue to fall. There were 1,545 cases the week of 2/13. The weekly numbers are about where we were mid-summer.



## COVID-19 in Allegheny County

### Metric #3: Declining or Low Case Counts

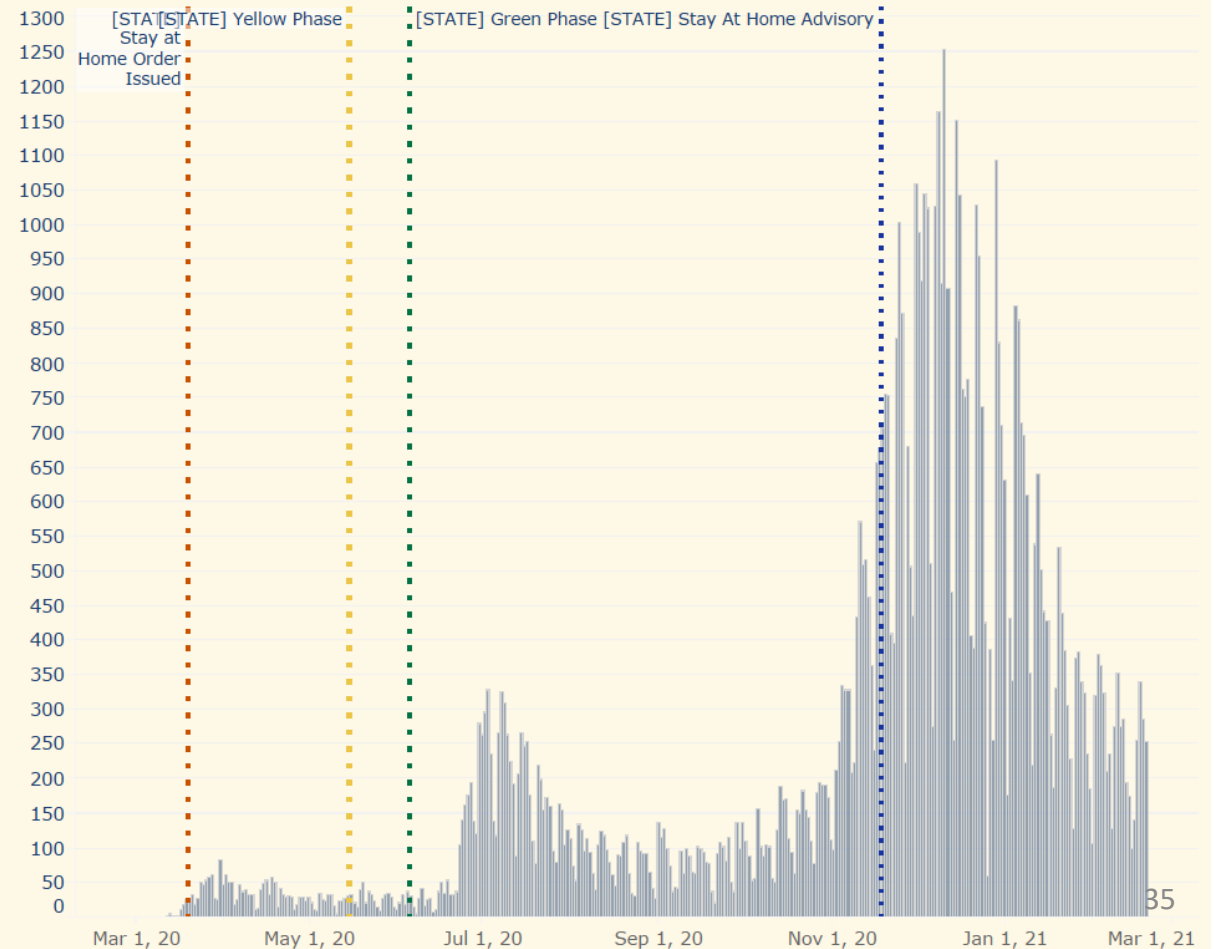
METRIC  
3

**METRIC DEFINITION:** The 14 day count of new cases is declining or is consistently low.

A declining or low case counts indicates fewer people are infected and have the ability to spread COVID-19 to others.

WEEK BEGINNING ON	COUNT OF CASES	% CHANGE FROM PREVIOUS WEEK	AVERAGE DAILY POSITIVE TEST RATE	METRIC MET
2/13/2021	1,545	-11%	17.6%	X
2/6/2021	1,743	-7%	15.8%	X
1/30/2021	1,883	-6%	17.1%	X
1/23/2021	2,011		16.8%	X

**Data Source:** PA National Electronic Disease Surveillance System (PA-NEDSS)  
**Citation:** National Governors Association  
**Note:** Per the Health Department, there is a data lag in reported cases and tests. Data through February 19, 2021 was used for this metric.



The case rate per 100,000 residents has fallen since 12/15. On 2/20, there was a case rate of 261 cases per 100,000.



COVID-19 in Allegheny County

**Metric #4: Case Rate**

METRIC 4

**METRIC DEFINITION:** The 14 day count of new cases per 100,000 residents is below 50.

Similar to a low case count, a low case rate indicates fewer people are infected and have the ability to spread covid-19 to others.

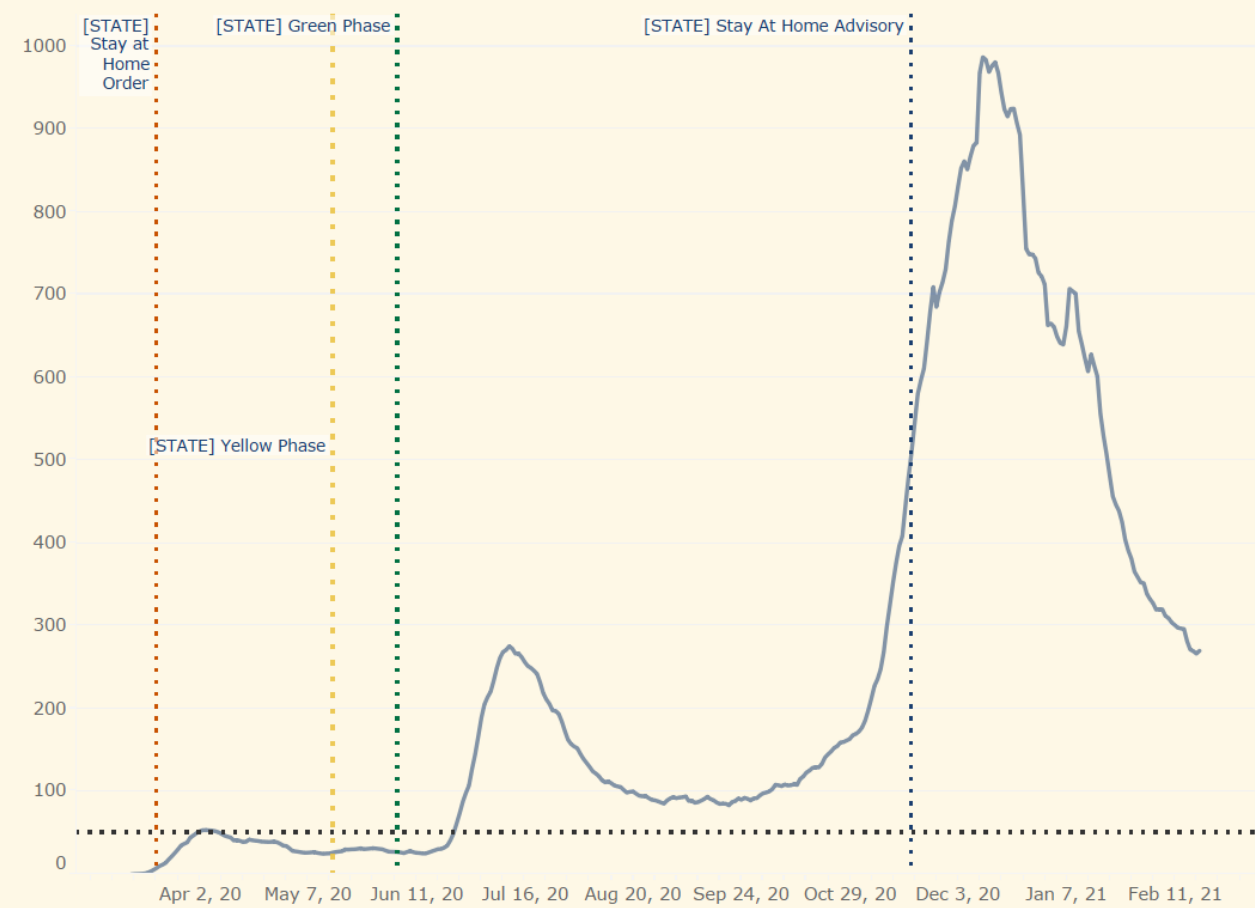
WEEK BEGINNING ON	AVERAGE COUNT OF CASES PER 100,000	% CHANGE FROM PREVIOUS WEEK	METRIC MET
12/25/2020	737	-18%	X
12/18/2020	902	-7%	X
12/11/2020	973	10%	X
12/4/2020	880		X

**Data Source:** PA National Electronic Disease Surveillance System (PA-NEDSS), 2018 US Census Bureau population estimates

**Citation:** State of Pennsylvania (<https://www.governor.pa.gov/process-to-reopen-pennsylvania/>)

**Note:** Per the Health Department, there is a data lag in reported cases and tests.

Data through February 19, 2021 was used for this metric.



The 3-day average of total net hospitalizations has fallen since 12/17 (859). It was 196 on 2/23.



## COVID-19 in Allegheny County

### Metric #5: Decline in Hospitalizations

METRIC  
5

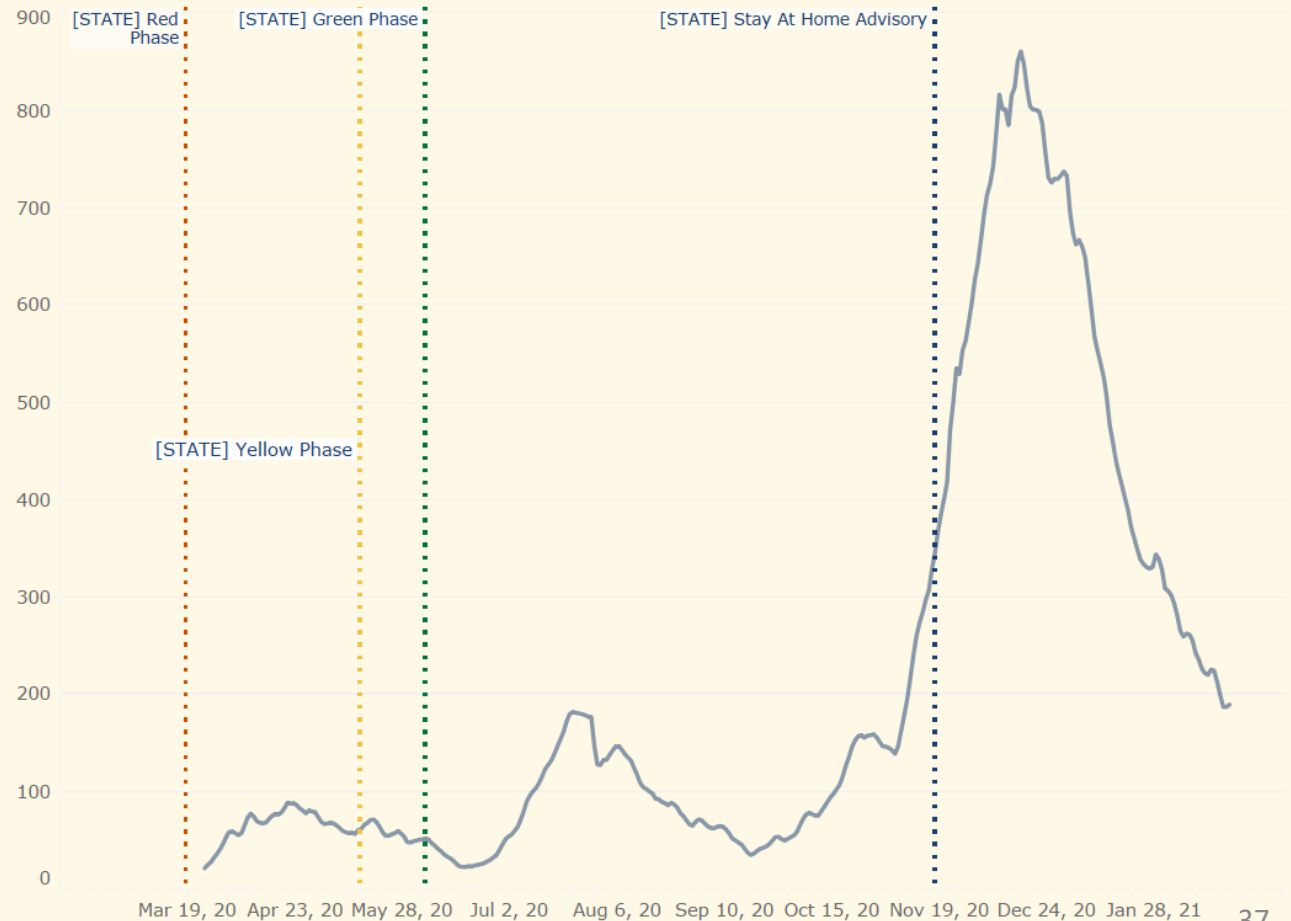
**METRIC DEFINITION:** A decline in the three-day rolling average of total net hospitalizations (defined as the total number of people in the hospital on a given day) over the course of a 14-day period.

WEEK BEGINNING ON	AVERAGE WEEKLY NUMBER OF PATIENTS	% CHANGE FROM PREVIOUS WEEK	METRIC MET ON LAST DAY OF WEEK
2/16/2021	200	-14%	X
2/9/2021	231	-16%	X
1/26/2021	327		X

**Data Source:** Hospital and Health System Association of Pennsylvania

([https://public.tableau.com/profile/hap\\_research#!/vizhome/EEIRegion/EEIRegion](https://public.tableau.com/profile/hap_research#!/vizhome/EEIRegion/EEIRegion))

**Citation:** Centers for Disease Control and Prevention



ICU bed usage has fallen since 1/7. On 2/23, the ICU bed usage was 81%.



## COVID-19 in Allegheny County

### Metric #6: ICU Bed Usage

METRIC  
6

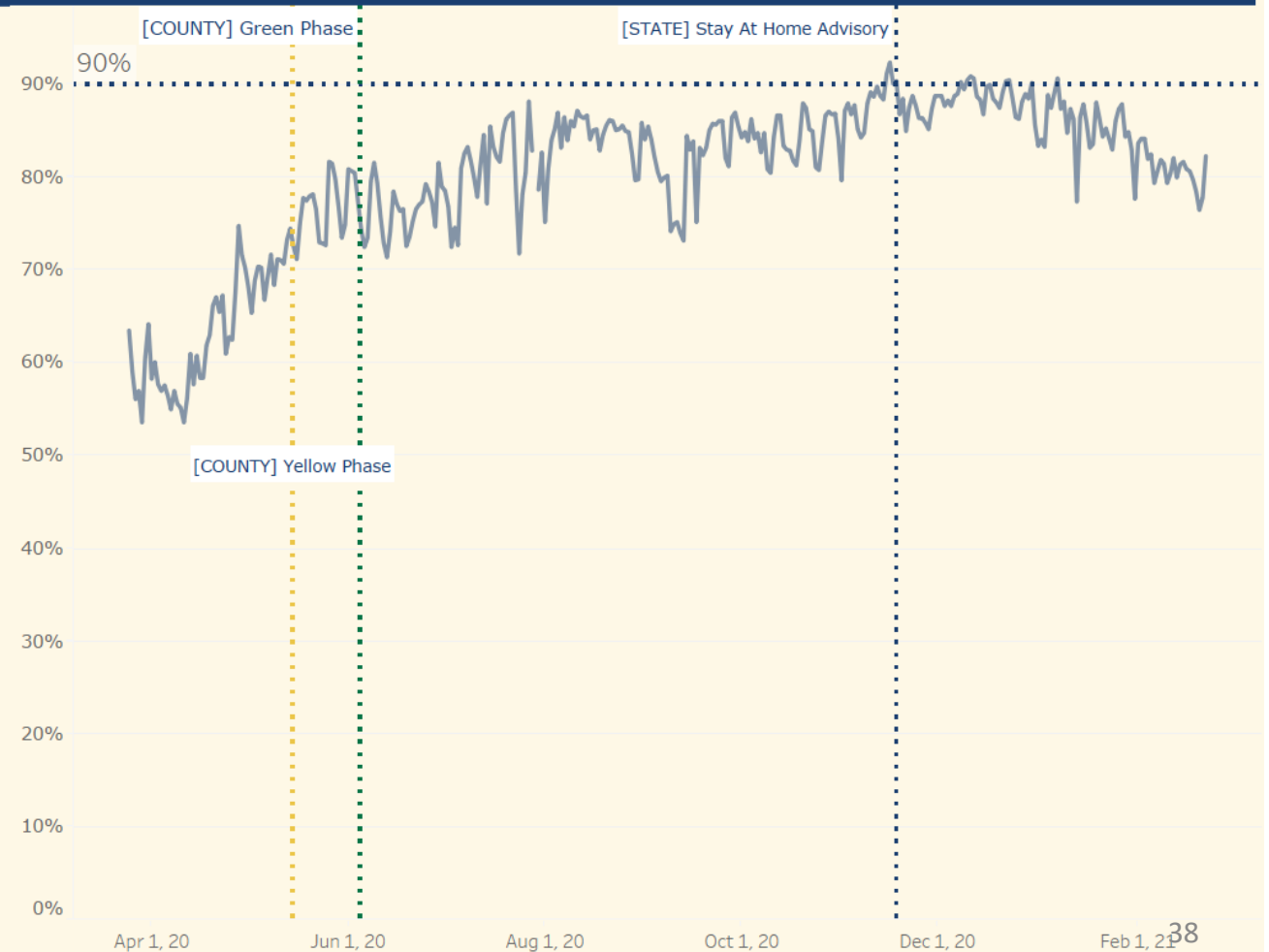
**METRIC DEFINITION:** Percent of ICU beds that are currently occupied is less than 90%

*Nearly 30% of hospitalizations for COVID-19 ultimately require critical care. Regional health care systems should both maintain sufficient bed capacity for a potential resurgence in cases and have specific ICU bed capacity.*

WEEK BEGINNING ON	AVERAGE WEEKLY ICU USAGE	% CHANGE FROM PREVIOUS WEEK	METRIC MET DURING WEEK
2/9/2021	80.9%	-1.2%	X
2/2/2021	82.1%	-2.0%	X
1/26/2021	84.1%		X

**Data Source:** Hospital and Health System Association of Pennsylvania ([https://public.tableau.com/profile/hap\\_research#!/vizhome/EEIRegion/EEIRegion](https://public.tableau.com/profile/hap_research#!/vizhome/EEIRegion/EEIRegion))

**Citation:** State of Pennsylvania (<https://www.health.pa.gov/topics/disease/coronavirus/Pages/County-Dashboard.aspx>)



Deaths have fallen since the end of December.



## COVID-19 in Allegheny County

### Metric #7: Decline in Deaths

METRIC  
7

**METRIC DEFINITION:** The daily decline in the 3 day rolling average count of deaths

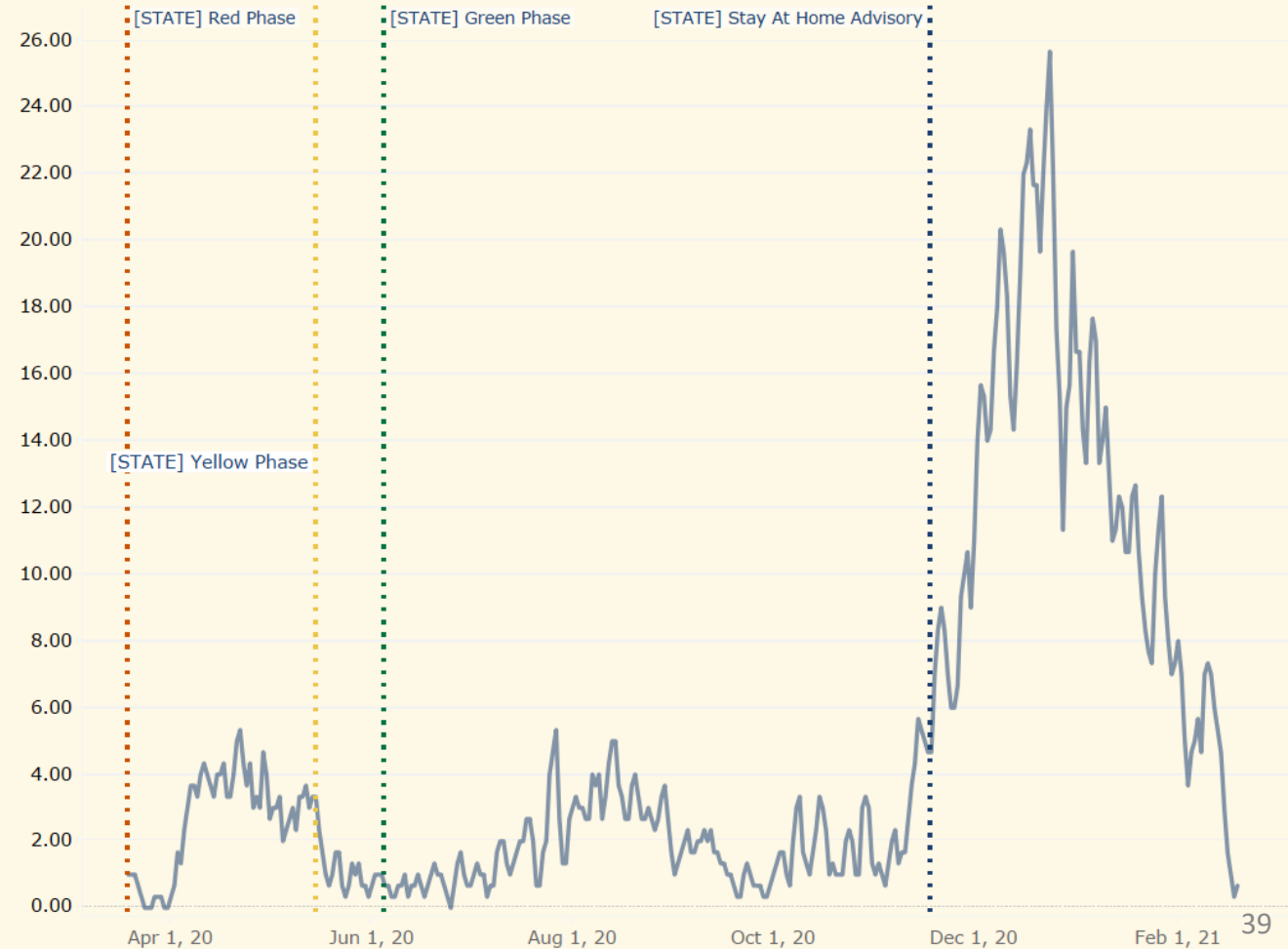
WEEK BEGINNING ON	COUNT OF DEATHS	% CHANGE FROM PREVIOUS WEEK	METRIC MET ON LAST DAY OF WEEK
2/13/2021	12	-73%	X
2/6/2021	45	0%	X
1/30/2021	45	-30%	X
1/23/2021	64		X

**Data Source:** Hospital and Health System Association of Pennsylvania  
[https://public.tableau.com/profile/hap\\_research#!/vizhome/EEIRegion/EEIRegion](https://public.tableau.com/profile/hap_research#!/vizhome/EEIRegion/EEIRegion)

**Citation:** State of Massachusetts

**Note:** Per the Health Department, there is a data lag in reported cases and tests.

Data through February 19, 2021 was used for this metric.



The CHOP model shows an R value of 0.9 on 2/22. They are projecting the R value to be below 1 through February and early March.

