

THIS CALL IS BEING RECORDED

# DHS Provider Briefings

**Briefings occur weekly, on Thursdays, at 4:30 PM**

March 4, 2021

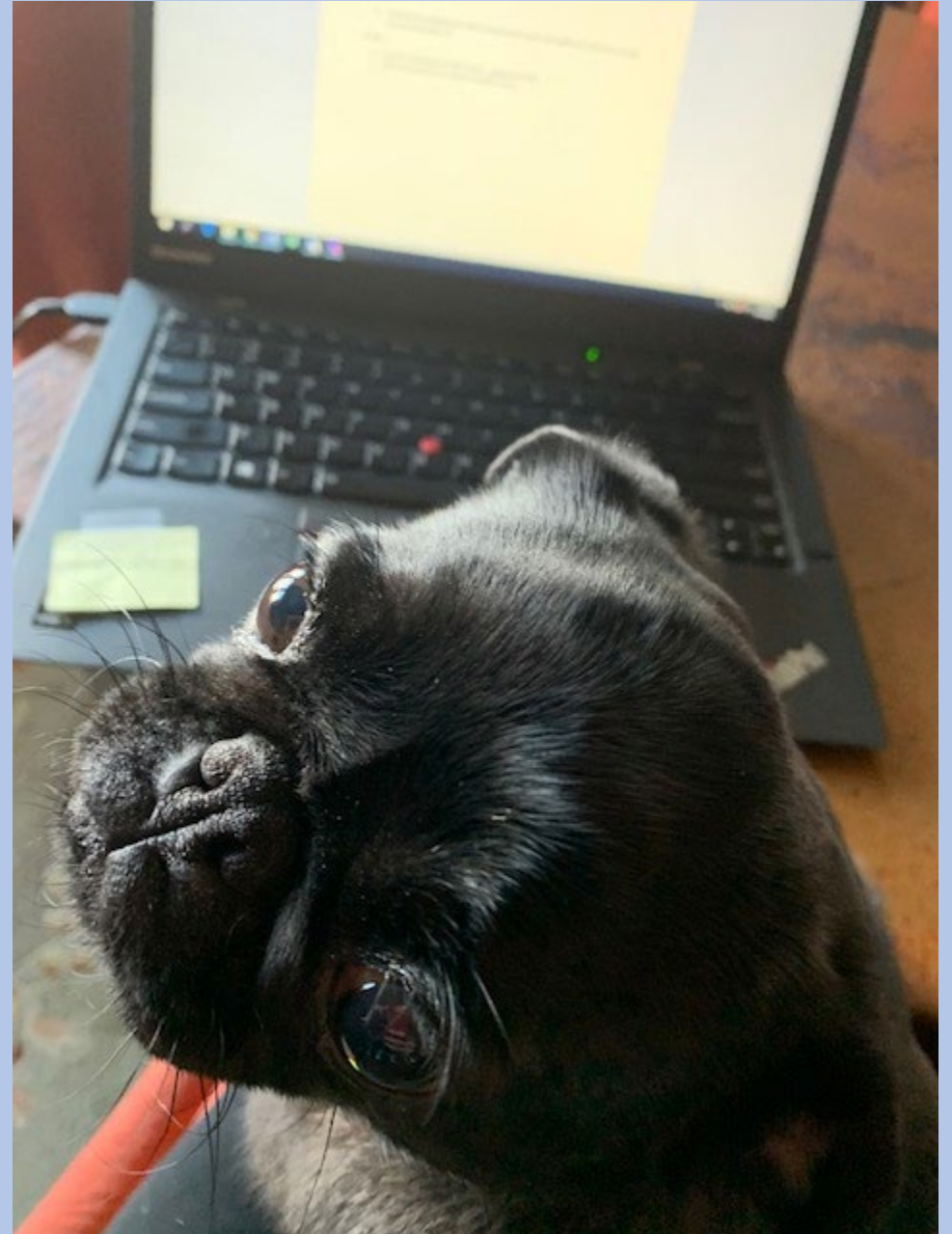


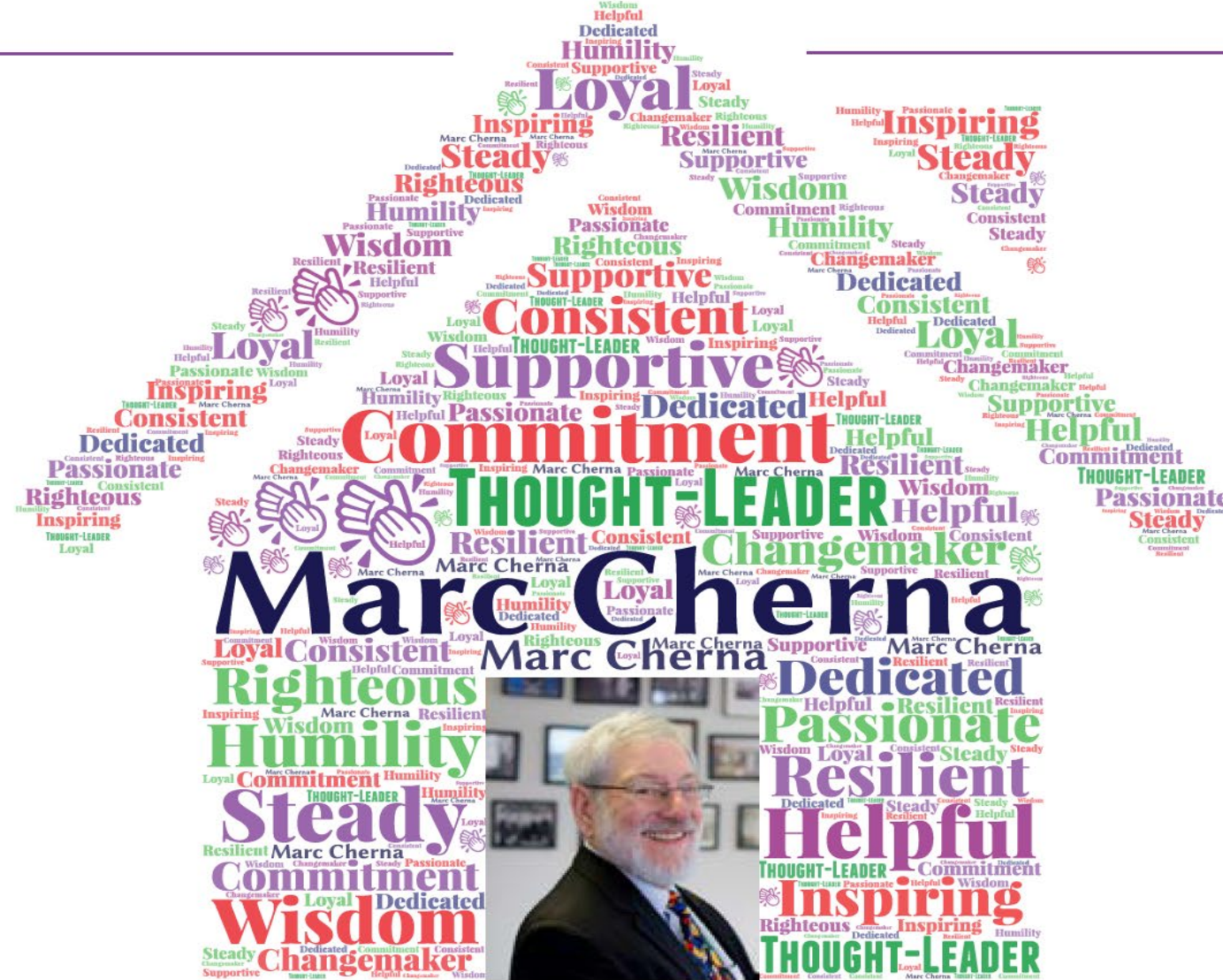
# Agenda

- Farewell and Best Wishes to Marc Cherna!
  - Lauri Fink, Senior Program Officer, Hillman Family Foundation
  - Dr. Sharon McDaniel, President & CEO, A Second Chance, Inc.
  - Patrick Monahan, Supervisor, Youth Support Partner
  - Cindy Haines, Executive Director, Focus on Renewal
  - Cathy Volponi, Director, Juvenile Court Project
  - Dave Coplan, Executive Director, Human Services Center
- Announcements
- Rental Assistance Update
- In-Home Services Re-Design Concept Paper



Lauri's pup, Fury, riveted by the weekly provider briefing. She never misses it.





*You not only made a huge difference,  
but also touched a lot of lives along the way.*

# COVID-19

## Allegheny County Mobile Testing Sites



**Friday, Mar 5, 9am-4pm**

City of Clairton Municipal Building  
551 Ravensburg Blvd, Clairton, PA 15025  
Pre-registration link  
<https://curative.com/sites/15396>

**Friday, Mar 5, 9am-12pm**

Parkway Center Mall  
15 Mall Drive, Pittsburgh, PA 15220  
Pre-registration link:  
<https://curative.com/sites/15423/>

**Friday, Feb 26, 1pm-4pm**

St. Paul AME Church, 1pm-4pm  
400 Orchard Place, Pittsburgh, PA 15210  
Pre-registration link:  
<https://curative.com/sites/15426/>

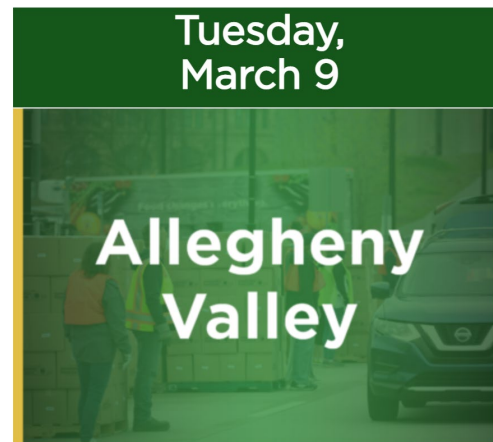
**These sites are for Covid-19 testing ONLY.**

**Vaccines are NOT AVAILABLE at these locations**



# Food resources

The Food Bank's network of food pantries is ready and able to serve you! Connecting with a pantry in your area means consistent access to food.



4 p.m. - 6 p.m.  
Pittsburgh Mills Galleria  
590 Pittsburgh Mills Blvd., Tarentum, PA 15084

[MAKE A RESERVATION](#)



1 p.m. to 3 p.m.  
Queen of the Rosary Church  
530 Michigan Ave, Glassport, PA 15045

[MAKE A RESERVATION](#)

## Make Reservations Here!

[Drive-Up Food Distributions - Greater Pittsburgh Community Food Bank \(pittsburghfoodbank.org\)](https://pittsburghfoodbank.org)

# Now open for device requests!

The Digital Divide Device Program has re-opened! We welcome the submission of new requests for clients in need.

**IMPORTANT UPDATE:** New laptops have been ordered but have not yet arrived. We have record of all previously submitted unfulfilled requests and will reach out when a distribution event is scheduled.

The link to submit new requests can be found below:

[DHS Device Request Form](#)

We would like to hear from you! If you have any feedback on your experience with the program or devices let us know. Email us at [dhs-covid19supplies@alleghenycounty.us](mailto:dhs-covid19supplies@alleghenycounty.us)



# Active Solicitations

- **CYF Prevention Concept Paper**
  - Submit feedback by **Thursday, March 10**
- **RFI for Racial Equity Training and Support Directory**
  - Next deadline March 15
  - Ongoing solicitation; deadlines quarterly
- **CCBH/DHS RFP for Psychiatric Residential Treatment Facility**
  - Proposals due April 1
  - Proposals submitted through CCBH, not DHS, but can find RFP on our Solicitations page

[Link](#) to DHS Solicitations



# Policy & Legislative Update - Federal and State

- **Closely monitoring Congressional action on the federal covid relief package, "American Rescue Plan"**
  - Expect enactment next week with significant human services related investments and supports for individuals
  - Will provide a summary of the final legislation
- **Pennie, PA's health insurance exchange, is holding an additional open enrollment period through May 15**
  - Pennie connects eligible applicants to Medicaid or CHIP.
  - Anyone who experiences a qualifying life event is eligible to enroll anytime during the year.
  - For more information and enrollment assistance: [pennie.com](https://www.pennie.com) or 844-844-8040.

# Policy & Legislative Update - State

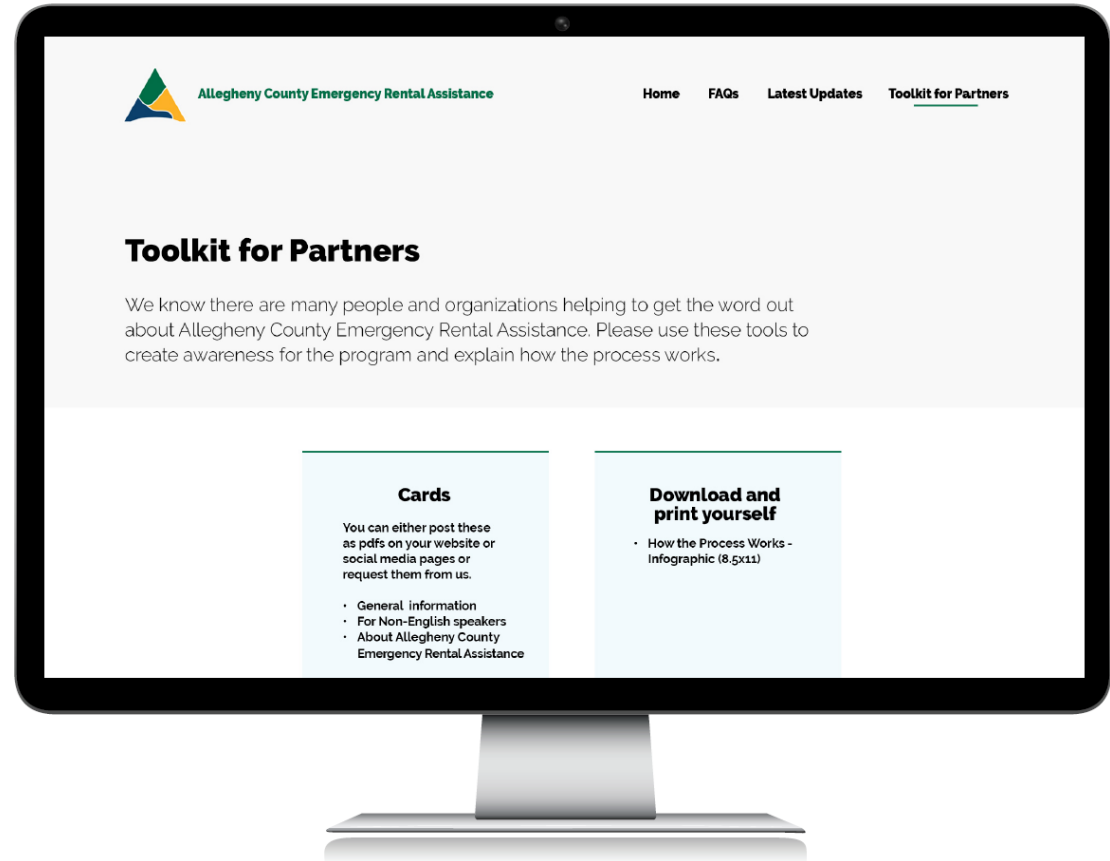
- **Gov. Wolf revised maximum occupancy limits for indoor and outdoor events and removed the out-of-state travel restriction**
  - Indoor events: allows for 15% of maximum occupancy, regardless of venue size, only if attendees and workers can comply with the 6-foot physical distancing requirement.
  - Outdoor events: allows for 20% of maximum occupancy, regardless of venue size, only if attendees and workers can comply with the 6-foot physical distancing requirement.
  - This order does not change requirements for restaurants and bars.
  - Continued enforcement of core public health measures such as face covering (mask-wearing), social distancing, and hand hygiene.
  - FAQ's from PA Department of Health: [Targeted Mitigation FAQ \(pa.gov\)](#)

# The NEW Emergency Rental Assistance Program

- Eligibility Criteria
  - Household income below 80% Area Median Income (AMI)
  - At risk of homelessness or housing instability
  - One of the following due to COVID 19
    - Qualifies for unemployment benefits
    - Reduction in household income
    - Incurred significant costs
    - Experienced a financial hardship
  - Lease or oral lease documentation

# Emergency Rental Assistance

- Application available online March 15th
- Toolkit for Partners available now: <https://covidrentrelief.allegchenycounty.us/toolkit-for-partners/>
  - Palm card and fliers to promote the program
  - Copy and images to share out on social media



# Emergency Rental Assistance

- Coming soon to the website: Eligibility Requirements and Frequently Asked Questions

<https://covidrentrelief.alleghenycounty.us/>

## Rental assistance applications available March 15

[covidrentrelief.alleghenycounty.us](https://covidrentrelief.alleghenycounty.us)



**Can't make rent because of COVID-19? Get help until you can.**

Apply for Allegheny County Emergency Rental Assistance to pay rent and utilities if you've lost income or experienced financial hardship due to the pandemic.

A photograph showing a woman with dark hair and a young child sitting on a couch, both looking at a tablet computer together.

**Who can apply?**

Money is available for rent and utilities to renting households that:

- have at least one person who qualifies for unemployment, has lost income, or suffered financially due to COVID-19
- are at risk of experiencing homelessness if they don't get help
- have a total income below 80% of the Area Median Income for Allegheny County

**How can I apply?**

- Go to [covidrentrelief.alleghenycounty.us](https://covidrentrelief.alleghenycounty.us).
- Complete your application and upload required documents all online.
- If you don't have WiFi or a computer or just need help filling out the application, contact ACTION-Housing at 412-248-0021.

Allegheny County Emergency Rental Assistance is a collaborative effort among many organizations in Allegheny County including the Allegheny County Department of Human



Allegheny County  
Department of  
Human Services

# Office of Children, Youth and Families- Family Preservation & In Home Redesign 2021



March 4, 2021



# FAMILY PRESERVATION - Strategic Initiative

## Overview

---

- In late February 2021 DHS released a concept paper to set forth our proposal for how to redesign the CYF prevention program currently known as “in-home services.”
- The Concept Paper outlines the details of this initiative –please review this paper and provide feedback
- [CYFPrevention@alleghenycounty.us](mailto:CYFPrevention@alleghenycounty.us); anonymous feedback can be submitted using [this form](#)



# FAMILY PRESERVATION - What is CYF's Strategic Initiative to Strengthen CYF's Prevention Service Program?

---

- **When it comes to prevention:** Allegheny County Office of Children, Youth and Family's seeks to double down efforts. To address concerns that may place children at risk of harm and could potentially lead to a child's placement in foster care, CYF will make **every effort to engage families in prevention services**. CYF seeks to support families so that children are safe and able to thrive in stable, nurturing homes and communities.



Needs Assessment

# FAMILY PRESERVATION - Our commitment to families: make every effort to engage families in prevention services

---

What will this look like in practice? To us, it will mean:

- Offering the **right services to families based on assessed needs** and ensuring those services are delivered in a manner **consistent with families' cultural, geographic and linguistic needs**; and
- **Investing in supports for providers** to allow quality, sustainable implementation of prevention programs that are known to make a difference for families.

Concept Paper

Feedback & Provider  
Town Hall

# FAMILY PRESERVATION - How will we get there?

## Key Planned Actions

---

We want to **re-build our prevention services** array (currently referred to as “in-home”) to enhance our ability to **meet families’ needs** with programmatic services and targeted supports that are **known to make a difference**.

**To advance this mission**, we plan to rebuild our in-home service array by:

1. Releasing this Spring an RFP to **procure a new clinical intervention** that can be delivered in the home for families who qualify.
2. **Re-procuring concrete goods and basic needs services** later this year - for families in CYF's family preservation system
3. Effective FY 2023 - **taking down the service strings currently associated with the traditional in-home program**.

Feedback & Provider Town  
Hall

RFP's

# SEEKING COMMUNITY, FAMILY AND PROVIDER FEEDBACK

---

- **Review** the concept paper here:  
[Concept Paper](#)
- Provide feedback to inform our collective work by **March 10, 2021**:  
Email: [cyfpreservation@alleghenycounty.us](mailto:cyfpreservation@alleghenycounty.us)
- DHS will schedule a **virtual Provider Town Hall** to engage further on the ideas and plans outlined in the concept paper. The Town Hall will be recorded, and the recording will be posted online.

# Key Contacts

- Provider questions for Allegheny County Health Department
  - [DHS-COVID19Planning@alleghenycounty.us](mailto:DHS-COVID19Planning@alleghenycounty.us)
    - Use the subject field to indicate if your qq is about CYF, Aging, BH, CYF, ID, Community Services, or DHS operations (e.g., contracting, payment)
  - <https://www.alleghenycounty.us/healthdepartment/index.aspx>
- Key DHS staff
  - Payment inquiries: Dan Evancho [Dan.Evancho@alleghenycounty.us](mailto:Dan.Evancho@alleghenycounty.us)
  - Contract inquiries: Kathy Heinz [Kathy.Heinz@alleghenycounty.us](mailto:Kathy.Heinz@alleghenycounty.us)  
Laura Brigido [Laura.Brigido@alleghenycounty.us](mailto:Laura.Brigido@alleghenycounty.us)
- United Way 2-1-1
  - For basic needs assistance or general COVID-19 inquiries call the 24/7 COVID-19 Hotline at 1-888-856-2774. Language services are available.





# Appendix

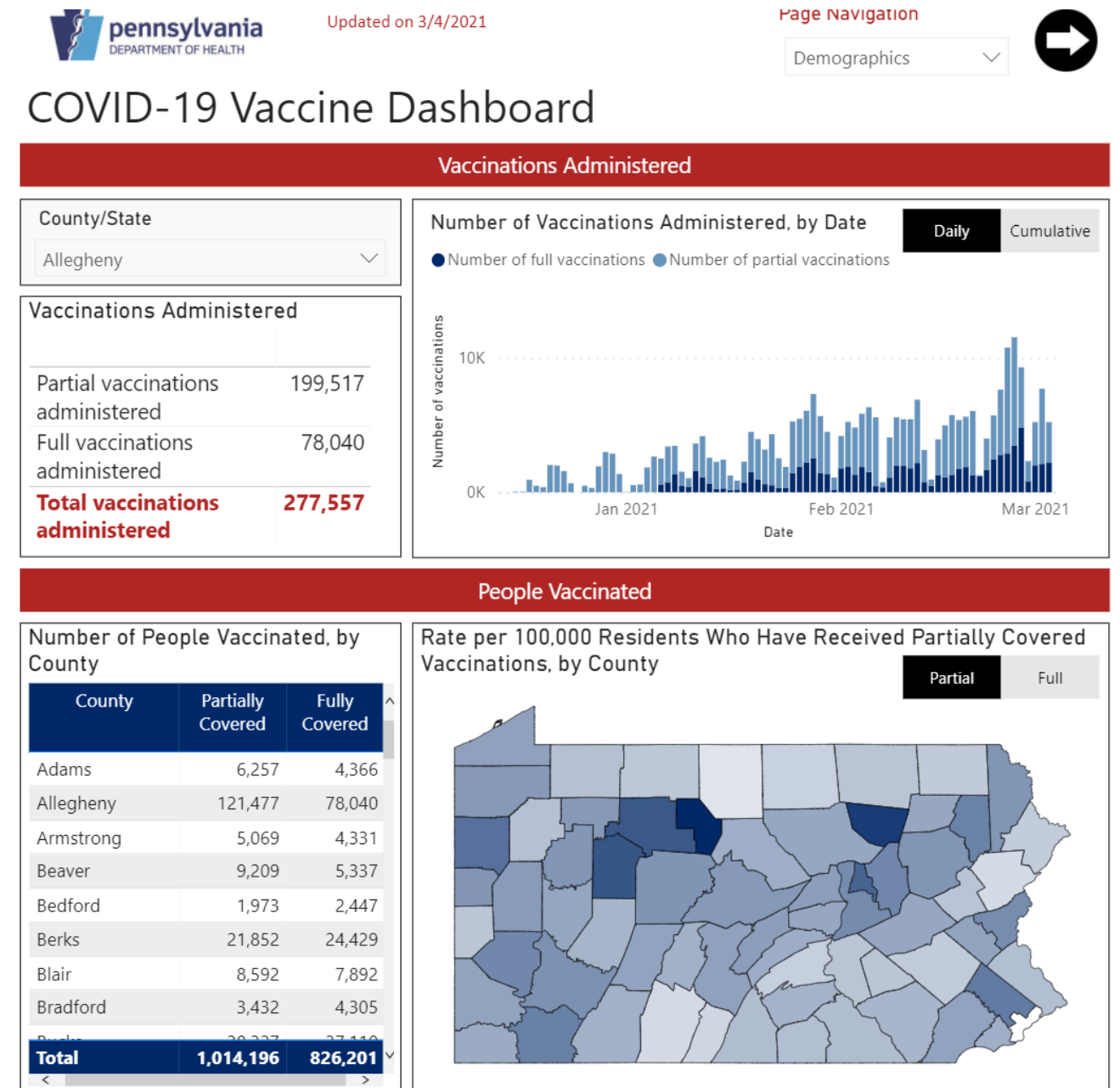
# Allegheny County

Updated dashboard to include rate per 100,000 and demographics by county

Through 3/3/2021:

- 121,477 have received only one shot and 78,040 have been fully vaccinated
  - About 16% of Allegheny County's population has received at least one shot

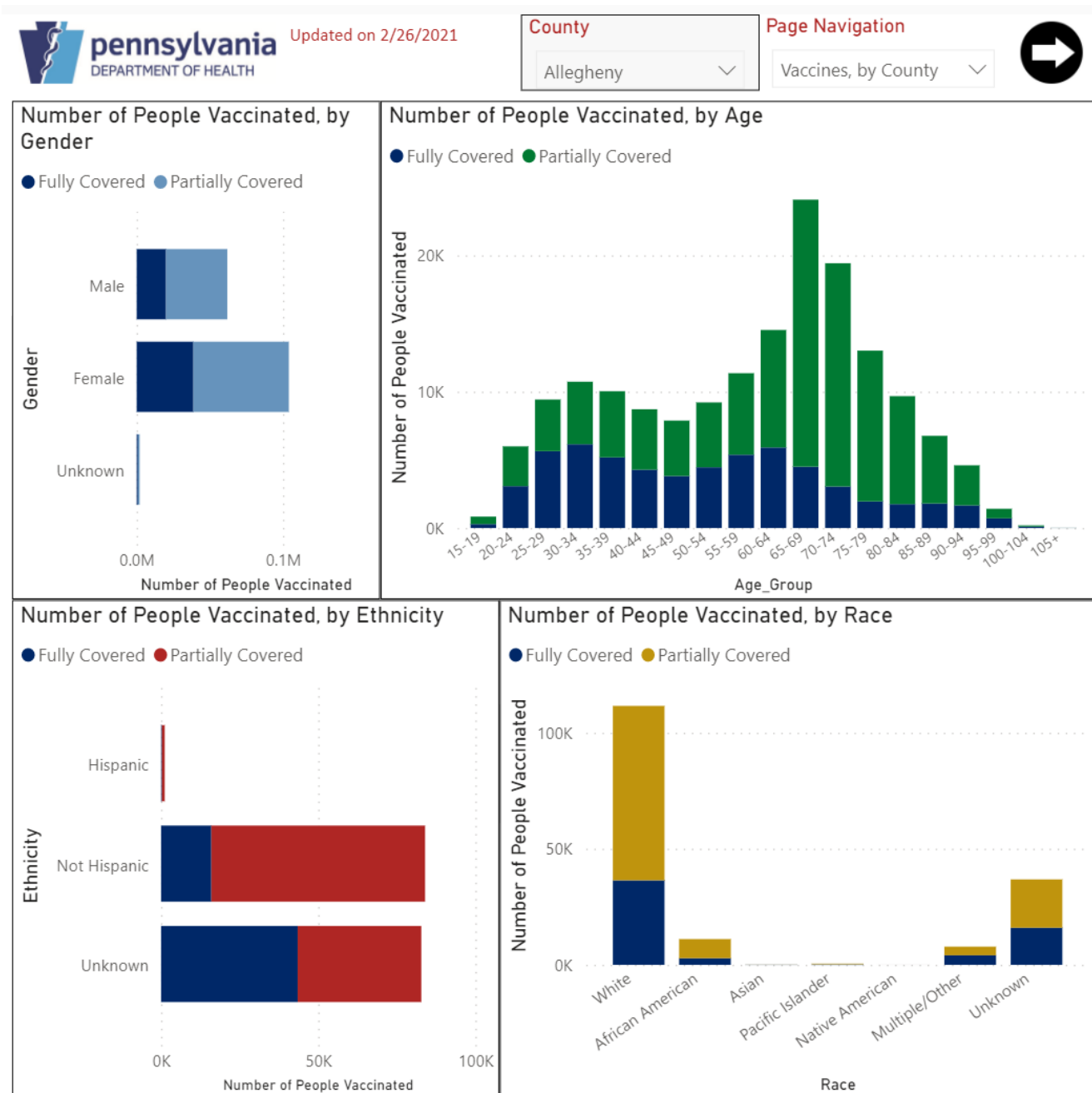
<https://www.health.pa.gov/topics/disease/coronavirus/Vaccine/Pages/Vaccine.aspx#data>



# Allegheny County

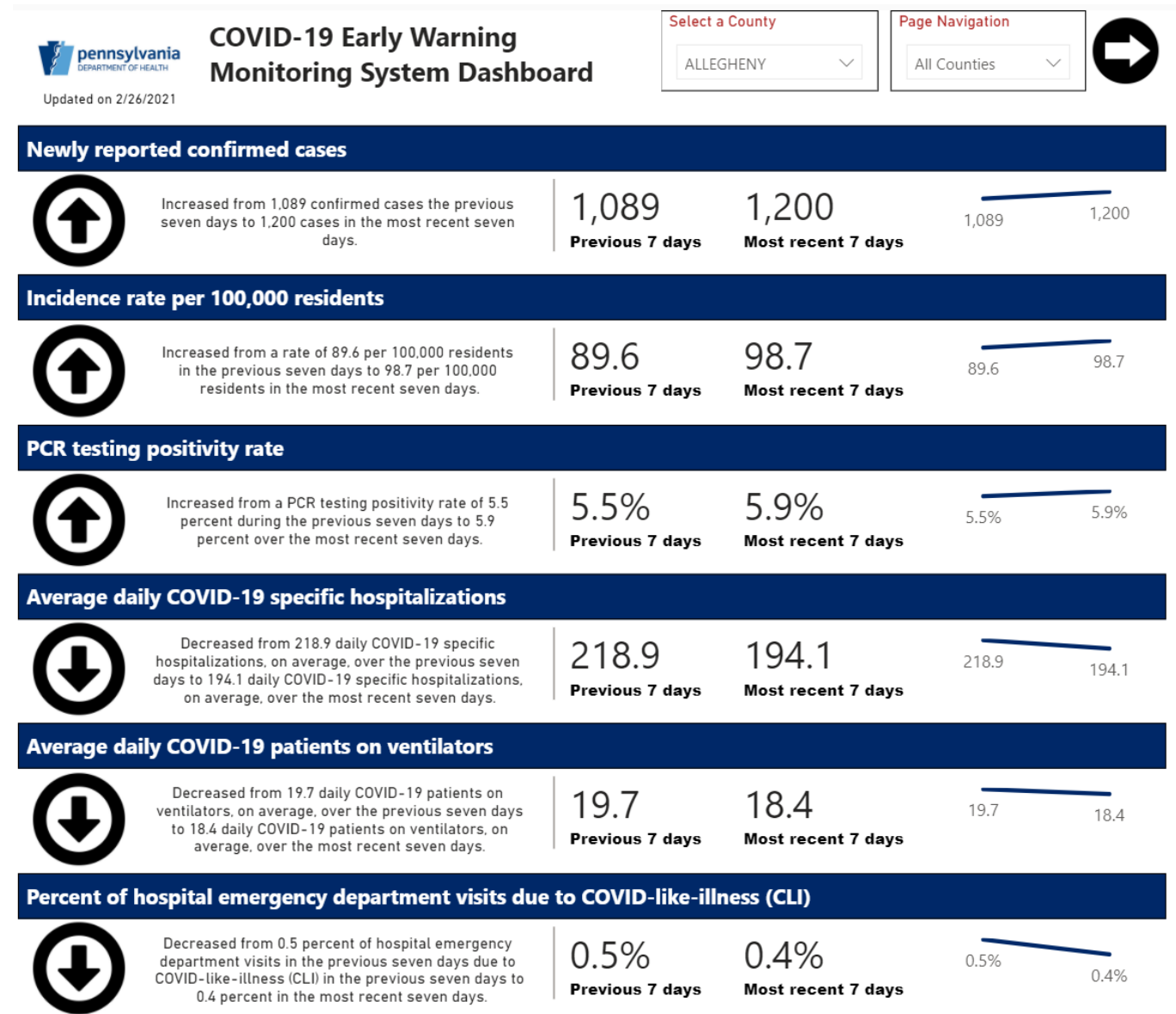
Through 3/3/2021:

- 52% of all vaccines have been administered to females
- 40% of all vaccines have been delivered to people 65+
- Black individuals have received 7% of all vaccines, White individuals 69%.
  - NOTE: 18% of people receiving a vaccine had an 'unknown' race
- 1% of vaccines have been administered to people identifying as Hispanic.
  - NOTE: 41% of records are missing ethnicity



# PA State Metrics

- Compares this week (February 19<sup>th</sup>- February 25<sup>th</sup>) to previous week (February 12<sup>th</sup>- February 18<sup>th</sup>). Data is updated every Friday.



	% change from last week to this week
Newly reported cases	10%
Incidence rate per 100,000	10%
Positivity rate	7%
Ave. daily hospitalizations	-11%
Ave. daily patients on ventilators	-7%
% ED visits due to CLI	-20%

PA state's early warning system dashboard

(<https://www.health.pa.gov/topics/disease/coronavirus/Pages/Monitoring-Dashboard.aspx>).

The people tested per case has been increasing since early January. Both testing and cases have fallen throughout January and February.



COVID-19 in Allegheny County

METRIC 2

Metric #2: Number of People Tested Per New Case

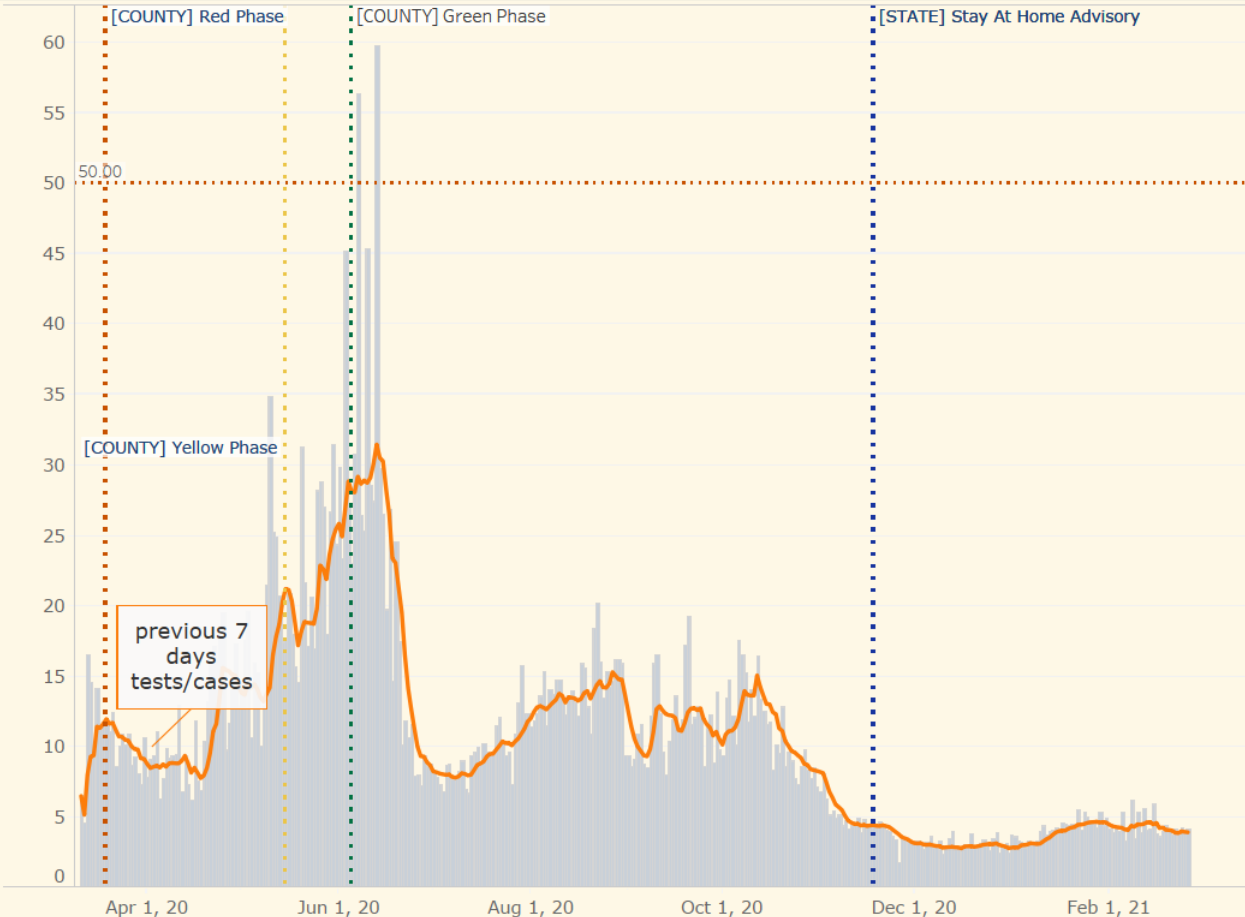
**METRIC DEFINITION:** The count of people tested for each case over the last 7 days is greater than or equal to 50.

Testing should be responsive to the number of cases. As case counts increase, so should testing. As case counts decrease, so also should testing.

WEEK BEGINNING ON	COUNT OF TESTS/COUNT OF CASES	% CHANGE FROM PREVIOUS WEEK	METRIC MET
2/20/2021	3.9	-4%	X
2/13/2021	4.1	-9%	X
2/6/2021	4.5	6%	X
1/30/2021	4.3		X

**Data Source:** PA National Electronic Disease Surveillance System (PA-NEDSS)  
**Citation:** Washington State Department of Health  
**Note:** Per the Health Department, there is a data lag in reported cases and tests.

Data through February 26, 2021 was used for this metric.



Cases rose in the last week. There were 1,747 cases the week of 2/20.



## COVID-19 in Allegheny County

### Metric #3: Declining or Low Case Counts

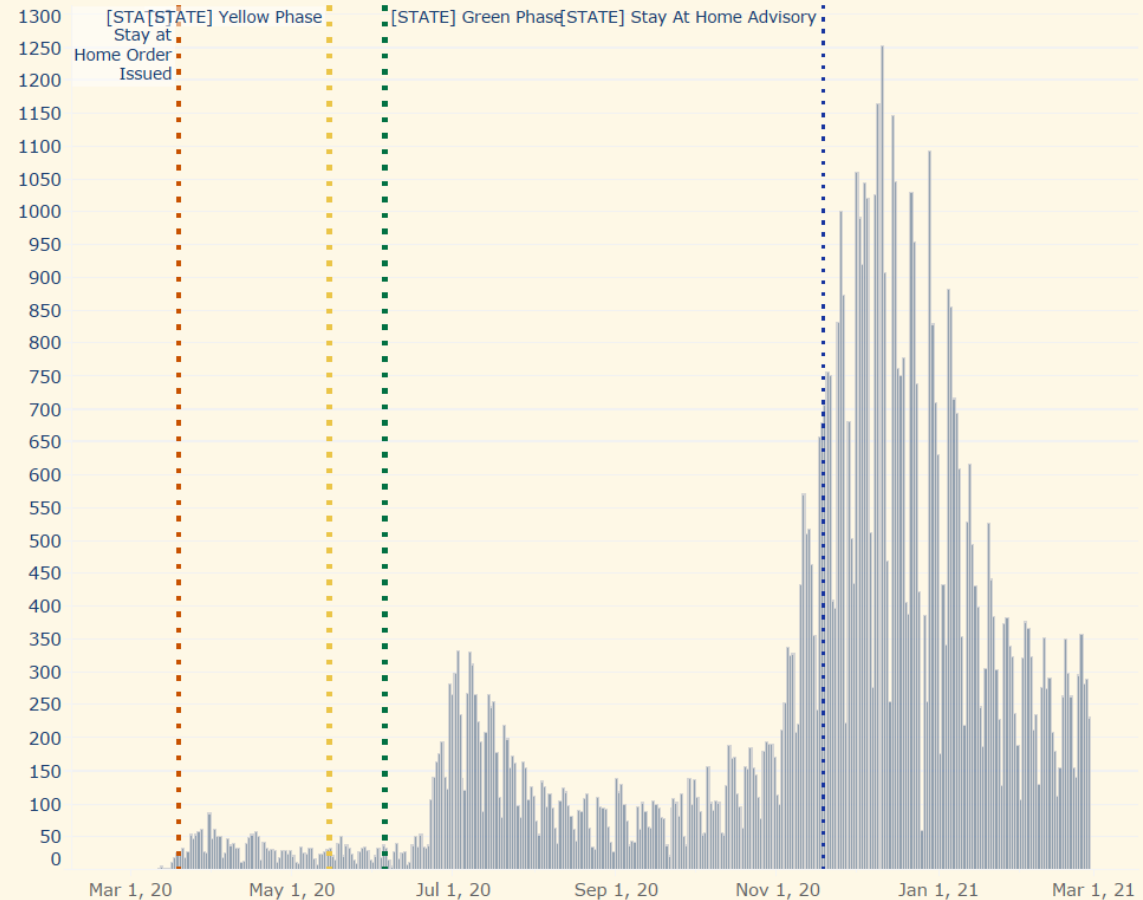
METRIC  
3

**METRIC DEFINITION:** The 14 day count of new cases is declining or is consistently low.

A declining or low case counts indicates fewer people are infected and have the ability to spread COVID-19 to others.

WEEK BEGINNING ON	COUNT OF CASES	% CHANGE FROM PREVIOUS WEEK	AVERAGE DAILY POSITIVE TEST RATE	METRIC MET
2/20/2021	1,747	8%	17.0%	X
2/13/2021	1,619	-8%	17.6%	X
2/6/2021	1,763	-7%	15.8%	X
1/30/2021	1,892		17.1%	X

**Data Source:** PA National Electronic Disease Surveillance System (PA-NEDSS)  
**Citation:** National Governors Association  
**Note:** Per the Health Department, there is a data lag in reported cases and tests.  
 Data through February 26, 2021 was used for this metric.





The case rate per 100,000 residents fell this last week, but has been steady over the last few days.



# COVID-19 in Allegheny County

## Metric #4: Case Rate

METRIC 4

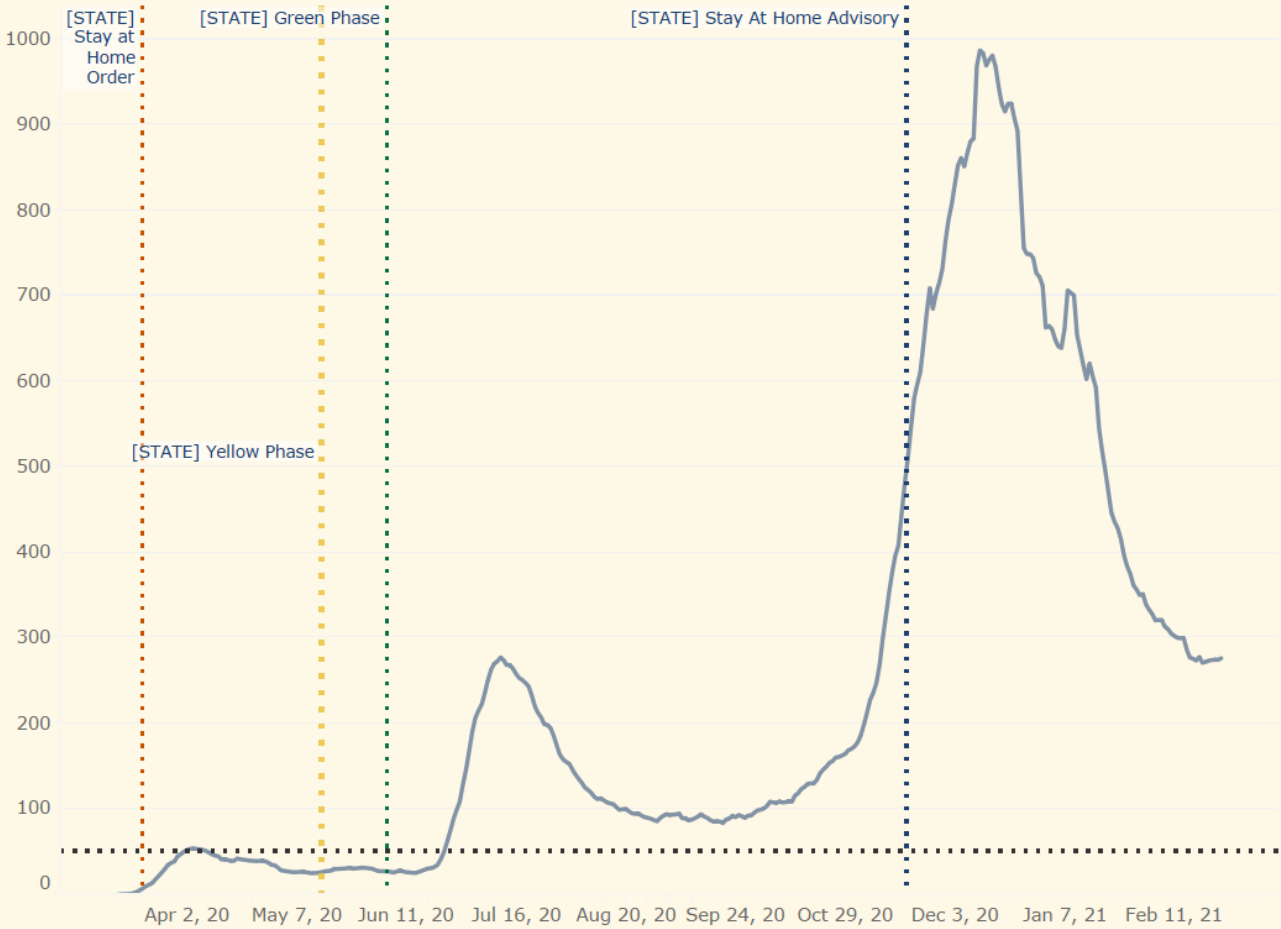
**METRIC DEFINITION:** The 14 day count of new cases per 100,000 residents is below 50.

Similar to a low case count, a low case rate indicates fewer people are infected and have the ability to spread covid-19 to others.

WEEK BEGINNING ON	AVERAGE COUNT OF CASES PER 100,000	% CHANGE FROM PREVIOUS WEEK	METRIC MET
2/21/2021	274	-2%	X
2/14/2021	280	-9%	X
2/7/2021	307	-8%	X
1/31/2021	335		X

**Data Source:** PA National Electronic Disease Surveillance System (PA-NEDSS), 2018 US Census Bureau population estimates  
**Citation:** State of Pennsylvania (<https://www.governor.pa.gov/process-to-reopen-pennsylvania/>)  
**Note:** Per the Health Department, there is a data lag in reported cases and tests.

Data through February 26, 2021 was used for this metric.



The 3-day average of total net hospitalizations has fallen since 12/17 (859). It was 164 on 3/2.



## COVID-19 in Allegheny County

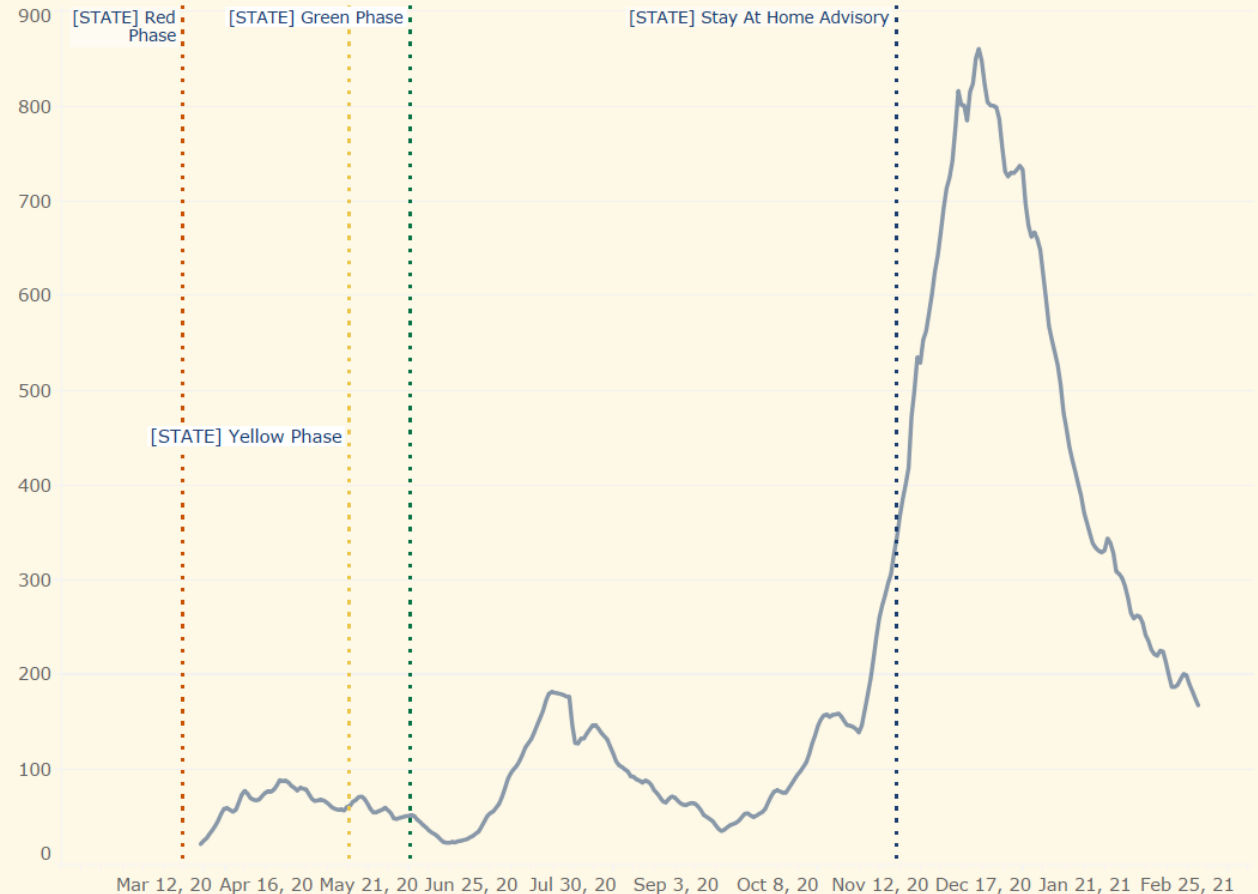
### Metric #5: Decline in Hospitalizations

METRIC  
5

**METRIC DEFINITION:** A decline in the three-day rolling average of total net hospitalizations (defined as the total number of people in the hospital on a given day) over the course of a 14-day period.

WEEK BEGINNING ON	AVERAGE WEEKLY NUMBER OF PATIENTS	% CHANGE FROM PREVIOUS WEEK	METRIC MET ON LAST DAY OF WEEK
2/23/2021	183	-9%	X
2/16/2021	200	-14%	X
2/2/2021	277		X

**Data Source:** Hospital and Health System Association of Pennsylvania  
[https://public.tableau.com/profile/hap\\_research#!/vizhome/EEIRegion/EEIRegion](https://public.tableau.com/profile/hap_research#!/vizhome/EEIRegion/EEIRegion)  
**Citation:** Centers for Disease Control and Prevention



ICU bed usage has fallen since 1/7. On 3/2, the ICU bed usage was 85%.



## COVID-19 in Allegheny County

### Metric #6: ICU Bed Usage

METRIC  
6

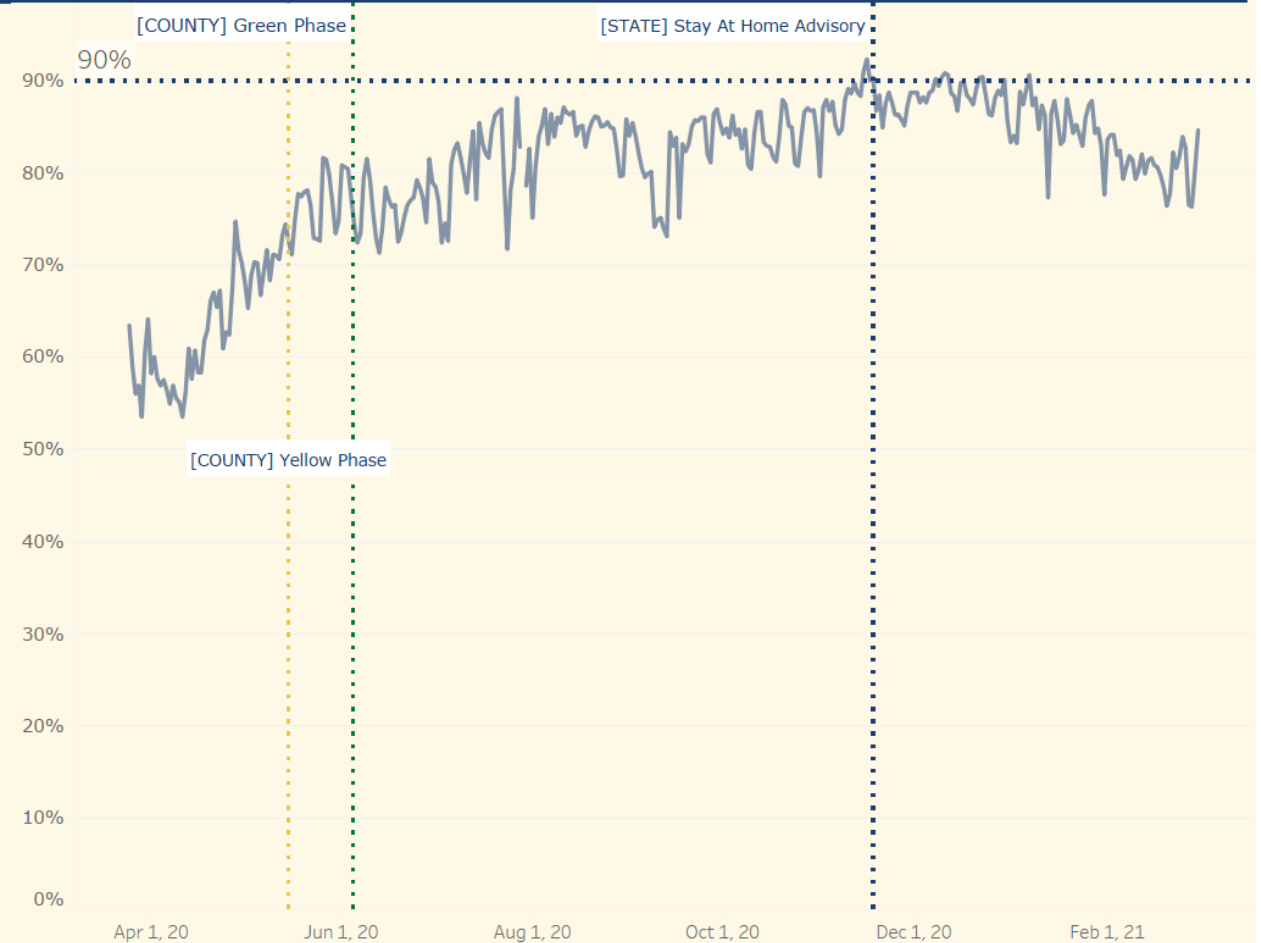
**METRIC DEFINITION:** Percent of ICU beds that are currently occupied is less than 90%

Nearly 30% of hospitalizations for COVID-19 ultimately require critical care. Regional health care systems should both maintain sufficient bed capacity for a potential resurgence in cases and have specific ICU bed capacity.

WEEK BEGINNING ON	AVERAGE WEEKLY ICU USAGE	% CHANGE FROM PREVIOUS WEEK	METRIC MET DURING WEEK
2/17/2021	79.5%	-1.4%	X
2/10/2021	80.8%	-0.9%	X
2/3/2021	81.7%		X

**Data Source:** Hospital and Health System Association of Pennsylvania ([https://public.tableau.com/profile/hap\\_research#1/vizhome/EEIRegion/EEIRegion](https://public.tableau.com/profile/hap_research#1/vizhome/EEIRegion/EEIRegion))

**Citation:** State of Pennsylvania (<https://www.health.pa.gov/topics/disease/coronavirus/Pages/County-Dashboard.aspx>)



Deaths have fallen since the end of December.



COVID-19 in Allegheny County

**Metric #7: Decline in Deaths**

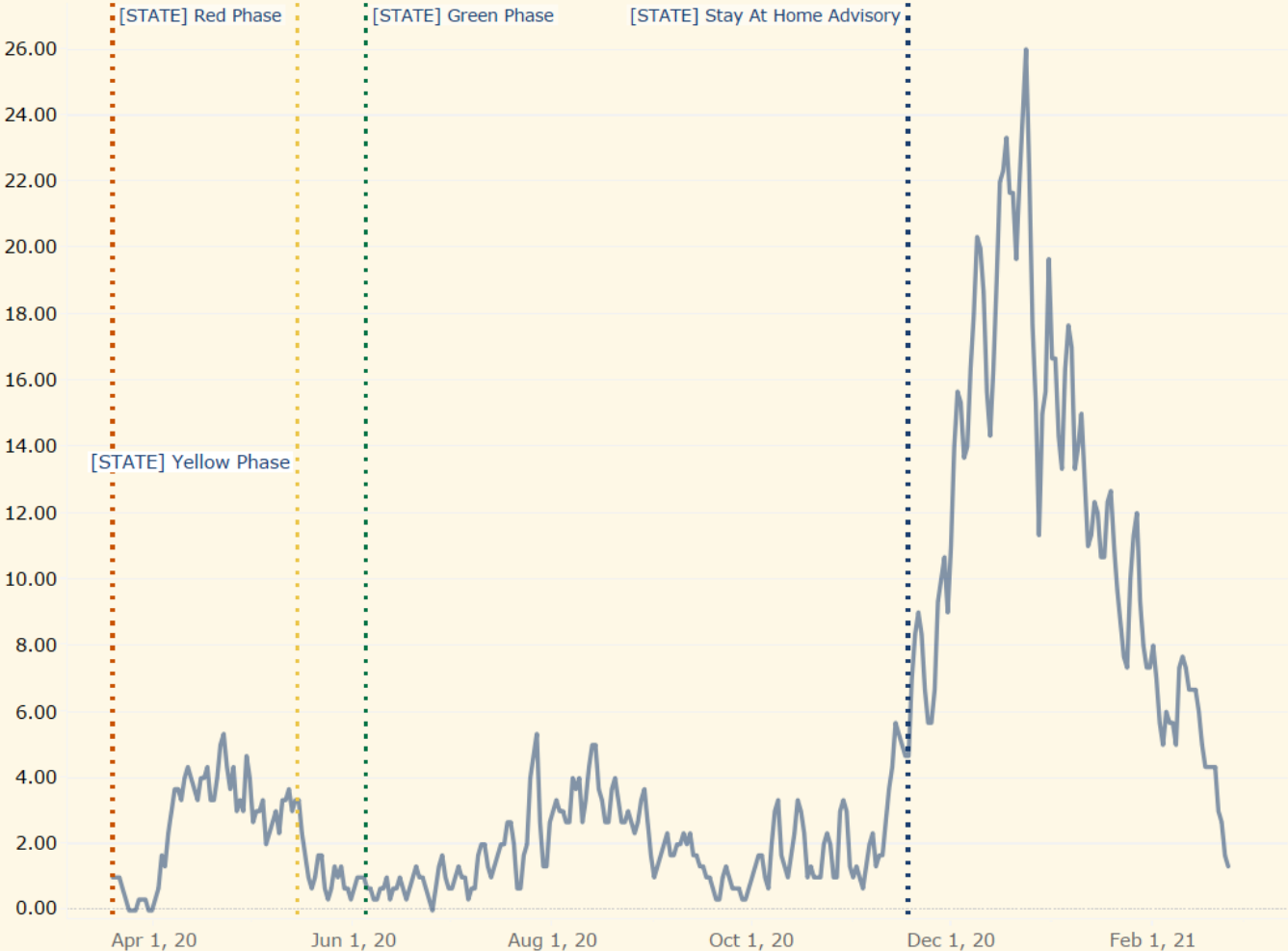
METRIC 7

**METRIC DEFINITION:** The daily decline in the 3 day rolling average count of deaths

WEEK BEGINNING ON	COUNT OF DEATHS	% CHANGE FROM PREVIOUS WEEK	METRIC MET ON LAST DAY OF WEEK
2/20/2021	10	-71%	X
2/13/2021	35	-27%	X
2/6/2021	48	-2%	X
1/30/2021	49		X

**Data Source:** Hospital and Health System Association of Pennsylvania (<https://public.tableau.com/profile/hap.research#!/vizhome/EEIRegion/EEIRegion>)  
**Citation:** State of Massachusetts  
**Note:** Per the Health Department, there is a data lag in reported cases and tests.

Data through February 26, 2021 was used for this metric.



The average weekly positivity rate been decreasing since early December, but did increase over the last week. On February 26<sup>th</sup>, there was a **17% positivity rate** (170 cases out of 1,006 tests).



## COVID-19 in Allegheny County

### Metric #1: Positivity Rate

METRIC  
1

**METRIC DEFINITION:** The average daily positivity rate is less than or equal to 10%.

A positivity rate below 10% indicates that enough testing is being done to find all the active infections. Identifying the active infections is essential for contact tracing and to stop the spread of the disease.

WEEK BEGINNING ON	AVERAGE POSITIVITY RATE	% CHANGE FROM PREVIOUS WEEK	METRIC MET
2/20/2021	17.0%	-3.7%	X
2/13/2021	17.6%	11.4%	X
2/6/2021	15.8%	-7.6%	X
1/30/2021	17.1%		X

**Data Source:** PA National Electronic Disease Surveillance System (PA-NEDSS)

**Citation:** World Health Organization

**Note:** Per the Health Department, there is a data lag in reported cases and tests.

Data through February 26, 2021 was used for this metric.



NOTE: The spikes on the graph are from Thanksgiving and Christmas Day, when there were much fewer tests taken.