

**COVID-19 DHS Provider Meeting**  
**August 12, 2021 (4:30PM – 5:30PM)**  
*Next Meeting: August 26, 2021*

**Current and Upcoming Opportunities**

- Active Solicitations ([DHS Solicitations](#))
  - High-Risk Track of Functional Family Therapy (evidence-based intervention) through Child Welfare RFP
    - Amended July 30 --> Proposals now due @ 3PM EST September 10
    - Pre-proposal information session (Microsoft Teams) @ 1PM EST August 17
  - Forensic Psychological and/or Psychiatric Evaluators RFQ
    - A biannual application deadline for this ongoing RFQ is Wednesday, September 1 @ 3PM EST
- P-EBT: every eligible child can receive \$375 in benefits
  - Birth-5 (including summer 2021 babies): apply for SNAP benefits to receive summer P-EBT
    - Payment is posted to SNAP cards on September 27<sup>th</sup> or 28<sup>th</sup>
    - Those who apply or add a child in August will receive payment on October 15<sup>th</sup>
  - K-12: can still apply for free/reduced price meals to receive summer P-EBT
    - Payment is posted to P-EBT cards between September 13<sup>th</sup> and 25<sup>th</sup>
    - Cards for newly eligible children who apply for free/reduced-price meals in July and August will be mailed out starting October 8th
- Device Requests ([Device Request Form](#)): DHS has distributed 3,781 laptops and 1,592 hotspots to date, and continues to receive requests.

**Policy Updates**

- Federal
  - Eviction moratorium has been extended until October 3<sup>rd</sup>.
    - Applies to residents of counties determined by the CDC to have “substantial” or “high” COVID-19 community transmission
    - Allegheny County has a community transmission level of "substantial."
    - Extension of the moratorium is being litigated in the courts.
  - U.S. Department of Education extended the freeze on federal student loan payments through the end of January 2022, indicating it's the last extension.
    - Payments were set to end in October
    - The freeze has been in effect since March 2020
  - U.S. Census Bureau released the first local results from the 2020 Census: population, race, ethnicity, voting-age population and housing occupancy status.
    - States use these data to redraw congressional and state legislative district boundaries.
  - U.S. Senate passed a \$1 trillion infrastructure bill that would provide historic investments in roads, highways, bridges, rail, public transit, ports, airports, broadband, clean energy research, electric vehicle charging stations and water infrastructure.
    - The House timeline is uncertain.
  - U.S. Senate Committees are beginning to draft legislation based on the Budget Reconciliation instructions amounting to \$3.5 trillion, although it is uncertain whether the bill will stay at the \$3.5t level or be reduced to keep all Democrats on board.

- Goal of legislative text by Sept 15<sup>th</sup>
  - Big focus on supports for working families
- State
  - \$1.2 million federal grant to promote maternal and child health: OCDEL to hire an Early Childhood Comprehensive Systems (ECCS) program leader and an ECCS family leader who will work to increase the capacity of health and family and child service systems and promote equity, trauma-informed care, family engagement, and other positive parenting programs and resources available across the state.
  - \$1.6 billion of federal relief for PA schools (State Plan)
  - \$5 billion to help PA Pre-K to 12 schools: based on ARP requirements, 90% (about \$4.5 billion) goes to school districts and charter schools directly, with the remaining \$500 million for use by the State to implement interventions that address learning loss, support summer enrichment and comprehensive afterschool programs, and assist career and technical schools and intermediate units not receiving direct allocations.
  - Federal temporary unemployment benefit programs end at the beginning of September
    - Pandemic Emergency Unemployment Compensation (PEUC), Pandemic Unemployment Assistance (PUA), and Federal Pandemic Unemployment Compensation (FPUC), will end September 4<sup>th</sup>
    - The state's regular unemployment compensation program and those receiving benefits from it are unaffected.
  - SkillUp® PA (State Department of Labor & Industry): a free online job training program aimed at helping job seekers gain new skills, will launch on August 14<sup>th</sup>
- Local
  - PPS delayed start date from August 25<sup>th</sup> to September 8<sup>th</sup> due to a bus seat shortage.
    - Currently pending school board approval (vote expected during a special legislative meeting on August 18<sup>th</sup>).
    - If a parent can provide an alternative means of transportation, they can notify the district at [www.pghschools.org/releaseyourseat](http://www.pghschools.org/releaseyourseat).

## Health Department Update

- [Allegheny County COVID-19 Dashboards](#)



**Newly reported confirmed cases**



Increased from 372 confirmed cases the previous seven days to 643 cases in the most recent seven days.

372

Previous 7 days

643

Most recent 7 days



**Incidence rate per 100,000 residents**



Increased from a rate of 30.6 per 100,000 residents in the previous seven days to 52.9 per 100,000 residents in the most recent seven days.

30.6

Previous 7 days

52.9

Most recent 7 days



**PCR testing positivity rate**



Increased from a PCR testing positivity rate of 3.7 percent during the previous seven days to 4.9 percent over the most recent seven days.

3.7%

Previous 7 days

4.9%

Most recent 7 days



**Average daily COVID-19 specific hospitalizations**



Increased from 58.6 daily COVID-19 specific hospitalizations, on average, over the previous seven days to 77.4 daily COVID-19 specific hospitalizations, on average, over the most recent seven days.

58.6

Previous 7 days

77.4

Most recent 7 days



**Average daily COVID-19 patients on ventilators**



Increased from 7.1 daily COVID-19 patients on ventilators, on average, over the previous seven days to 15.6 daily COVID-19 patients on ventilators, on average, over the most recent seven days.

7.1

Previous 7 days

15.6

Most recent 7 days



**Percent of hospital emergency department visits due to COVID-like-illness (CLI)**



Increased from 0.5 percent of hospital emergency department visits in the previous seven days due to COVID-like-illness (CLI) in the previous seven days to 0.7 percent in the most recent seven days.

0.5%

Previous 7 days

0.7%

Most recent 7 days



①

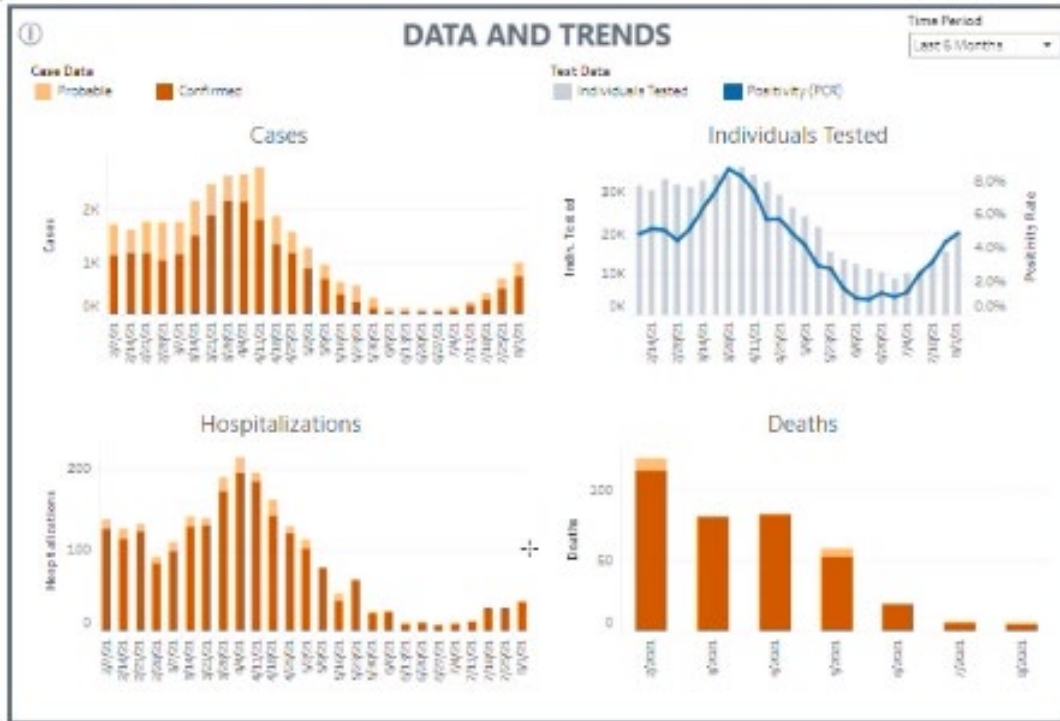
**OVERALL**

Cases:	Individuals Tested:	Positivity (PCR):	Hospitalizations:	Deaths:
104,807	605,631	6.4%	7,417	2,015

①

**7-DAY MOVING AVERAGE**

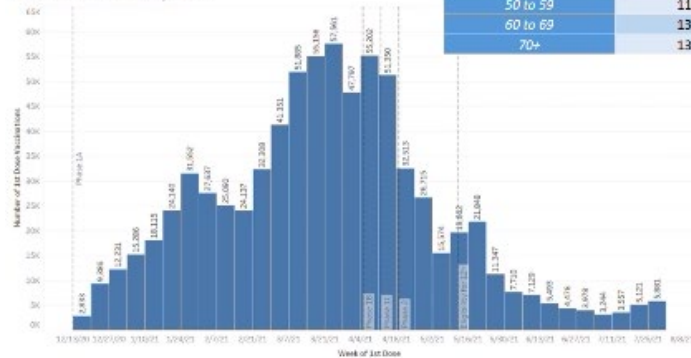
Cases:	Individuals Tested:	Positivity (PCR):	Hospitalizations:	Deaths:
128	2,914	4.7%	5	0



## Allegheny County Vaccines

COVID-19 Vaccination Rates By Age Group as of Week Ending 7-31-21			
Age Group (years)	Individuals at least Partially Vaccinated	Est. Population (2019); Age 10+	Vaccination Rate per 10,000
10 to 19*	54,233	132,549	4,092
20 to 29	101,203	166,598	6,075
30 to 39	115,893	176,327	6,573
40 to 49	94,678	134,981	7,014
50 to 59	114,547	154,438	7,417
60 to 69	139,277	166,598	8,360
70+	137,318	159,302	8,620

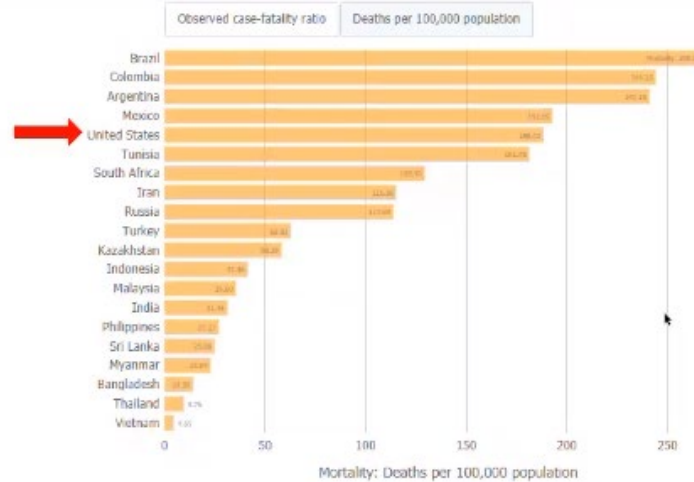
First Dose Vaccinations by Week



### Mortality in most affected countries

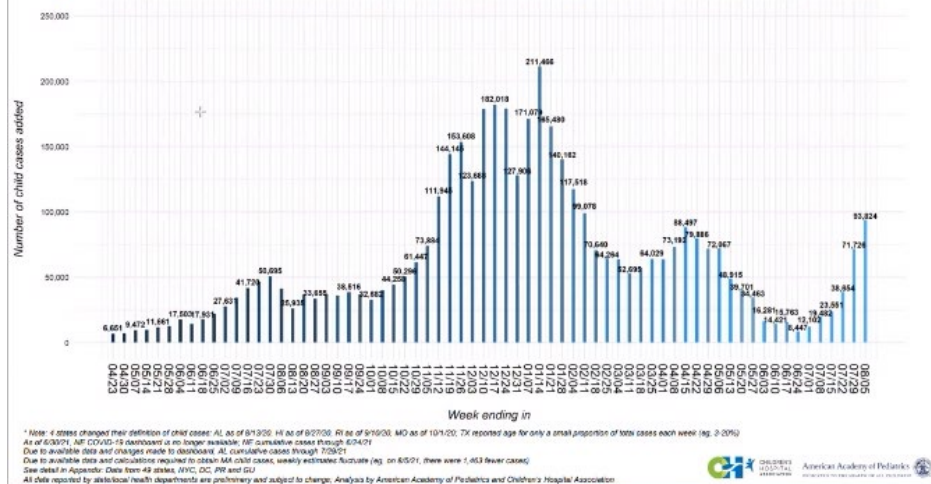
For 20 countries currently most affected by COVID-19 worldwide, bars in chart show number of deaths/100,000

Countries at top have most deaths proportionally to their population, not necessarily most deaths overall.



- [Johns Hopkin's University's Worldwide COVID-19 Data](#)
  - Reminder: this is a global pandemic.
- [CDC August 4th Update](#)
  - Recommend universal indoor masking for all students, staff, teachers and visitors to K-12 schools/pre-K/childcare settings, regardless of vaccination status
- [PA COVID-19 Data](#)
- Risks to Children and Child COVID-19 Cases
  - Children and young adults may not get very sick, but when you have a lot of cases, kids can get very ill (including MISC) and the virus can spread to at-risk populations
  - AAP and Children's Hospital Association Weekly Report
    - Children make up 14.3% of all COVID-19 cases.
    - Children make up between 1.5% and 3.5% of total cumulative hospitalizations.
    - Children make up between 0.00% and 0.026% of all COVID-19 deaths.
    - 0.1-1.9% of all child COVID-19 cases result in hospitalization.
    - 0.00%-0.03% of all child COVID-19 cases result in death.

**Fig 6. United States: Number of Child COVID-19 Cases Added in Past Week\***



- Thoughts on outdoor, potentially crowded activities? Trying to decide whether to attend an outdoor concert next week...
  - Go to the concert, but if it's crowded put a mask on and distance yourself from others as best you can
  - [Allegheny County Music Festival](#)
- We are finding /getting such mixed feelings about mandating vaccines. What are your thoughts on mandates?
  - Business and organizations can mandate, so it depends on that business/organization.
  - Vaccines are safe and very effective.
- Is the health department consulting with school districts that are starting to panic and are trying to decide if they will go virtual?
  - Yes, Dr. Bogen and Dr. Brink meet with superintendents, nurses, etc. to share data and advice.
- Any info on when vaccines will become available for children under 12?
  - Studies are ongoing.
  - Children are separated into two groups: 0-5 and 6-12
    - Late fall for 6-12 (tentative estimate)
    - Early next year for 0-5 (tentative estimate)
  - CDC now encouraging pregnant women to get the vaccine.
    - Ongoing studies about when is the best time for pregnant women to get the vaccine haven't seen any bad outcomes for pregnant women who got vaccinated, whereas pregnant women who get coronavirus can have very bad outcomes.
  - The vaccines do not affect fertility.
- Any info on boosters?
  - Still looking at antibodies of people in original vaccine trials.
  - Currently in trials for boosters (pregnancy, immunocompromised people, transplant recipients, etc.).
- I believe the CDC recommends 3 feet for kids and social distancing. Is it still 3 or would it be wise to make it 6?

## **Economic Security Needs Assessment**

- Economic Security Theory of Change



## Five Pillars of the Bridge to Economic Security

**Basic needs** include housing, child and dependent care, food, transportation, health care, and technology.

- We focus on access to basic needs because we believe it is extremely hard for someone to work on long term economic goals until they are out of crisis, stabilized and meeting their core needs

**Social capital** is composed of networks of relationships characterized by trust and reciprocity.

- We focus on social capital because it provides access to support, information, power, and resources. Social capital can help people learn about jobs, get hired, and advance their interests.

**Postsecondary education and training** leads to obtaining work experience, certificates and technical degrees, associate's degrees, and bachelor's degrees.

- We focus on education and training because they are often prerequisites to accessing jobs that provide a living wage.

**Employment** is having paid work.

- We focus on employment because a living-wage job enables people to meet their families' financial needs, save for the future, and exercise autonomy.

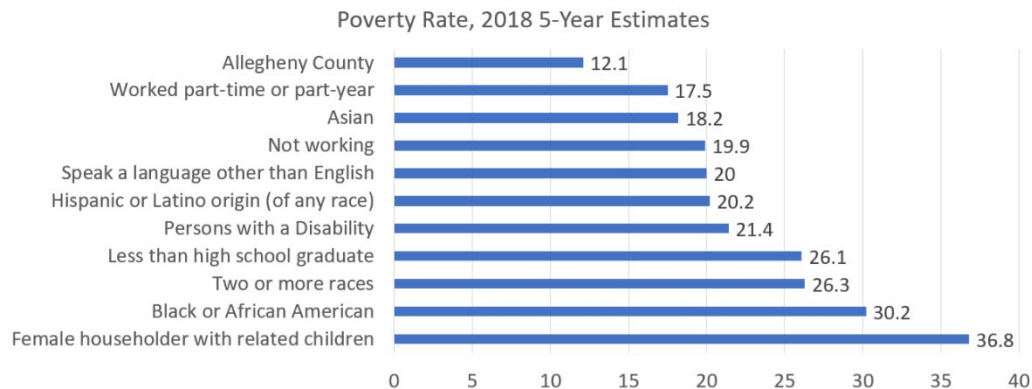
**Wealth**

**building** includes managing debt and building assets.

- We focus on wealth building because assets such as savings, homes, pensions, and small businesses can strengthen a family's safety net, sustain seniors in retirement, and give lower-income people a foothold on the economic ladder.

Allegheny County Department of Human Services

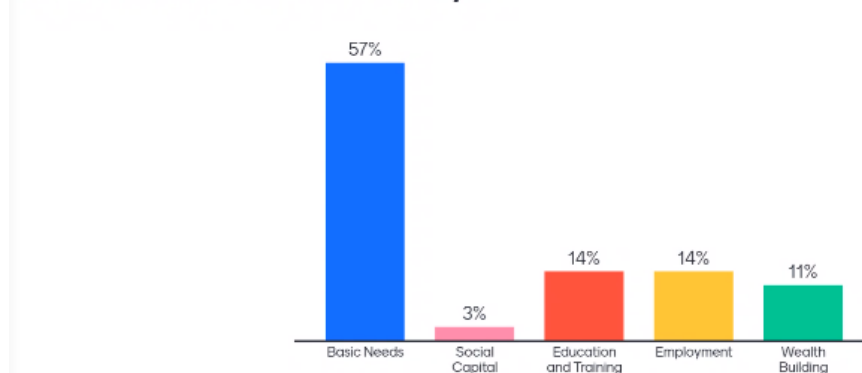
- Stakeholders: community members (interviews, survey, ACS, data warehouse), workforce providers (focus group), human service providers (provider briefing poll), community services advisory council (focus group)
- Preliminary findings
  - American Community Survey (ACS): poverty rates vary by household status, race, ethnicity, education and employment



- Community Needs Index: extreme needs areas (9% of census tracts in Allegheny County) are concentrated around the edge of Pittsburgh (Homewood, East Hills, Larimer) and Mon Valley (Braddock, Duquesne and McKeesport).
  - 39% of families live in poverty.
  - 44% of families are headed by a single mother.
  - 87% of people over 25 do not have bachelor's degrees.
  - 46% of men are unemployed.
  - 16.8 average number of gunshots per month
- DHS Client Income Data
  - Black males have had the lowest earnings in every quarter since 2018.
  - Independent Living clients have had the highest employment rate in most quarters since 2018, but have had markedly lower earnings.
  - Over 38% of DHS clients who were employed between 2018 and 2020 worked in the Accommodation and Food Services industry.
  - The majority of employed DHS clients have earnings below federal poverty.

- 30-38% of DHS clients have zero earnings in any given quarter since 2018; the vast majority are not receiving UI benefits.
  - Community feedback: clients are looking for new jobs after their kids return to school, are overwhelmed with financial obligations, are struggling to save money which contributes to stress about providing for their families, and are running into barriers when attempting to apply for public benefits like SNAP.
- Community Survey
  - Visit <https://bit.ly/acneeds21> OR Text ACNEEDS21 to 987987 (English and Spanish available)

### Where should DHS invest to move individuals and families toward economic security?



### Resources

- **Key Contacts**
  - Provider questions for [Allegheny County Health Department](#)
    - Email [DHS-COVID19Planning@alleghenycounty.us](mailto:DHS-COVID19Planning@alleghenycounty.us): Use the subject field to indicate if your question is about CYF, Aging, BH, CYF, ID, Community Services, or DHS operations (e.g., contracting, payment).
  - Payment inquiries: Dan Evancho [Dan.Evancho@alleghenycounty.us](mailto:Dan.Evancho@alleghenycounty.us)
  - Contract inquiries: Kathy Heinz [Kathy.Heinz@alleghenycounty.us](mailto:Kathy.Heinz@alleghenycounty.us) or Laura Brigido [Laura.Brigido@alleghenycounty.us](mailto:Laura.Brigido@alleghenycounty.us)
  - United Way 2-1-1
  - Basic needs assistance or general COVID-19 inquiries: call the 24/7 COVID-19 Hotline at 1-888-856-2774. Language services available.