

What Connects Us

Allegheny County Department of Human Services



9/30/21 Provider Briefing

Agenda



4:30 - 4:45 pm: Welcome/Updates (Erin Dalton)

- COVID-19
- Policy and Legislative Updates
- Active Solicitations

4:45 – 4:55 pm: Suicide in Allegheny County (Joleen Chiaverini, OBH)

4:55 - 5:25 pm: Census Data (Chris Briem, Pitt's University Center for Social & Urban Research)

5:25 - 5:30 pm: Wrap-Up



COVID-19 Update

The positivity rate has increased since 7/2 (1%). On 9/25 the positivity rate was 22% (150 cases out of 660 tests)

METRIC
1



COVID-19 in Allegheny County

Metric #1: Positivity Rate

METRIC DEFINITION: The average daily positivity rate is less than or equal to 10%.

A positivity rate below 10% indicates that enough testing is being done to find all the active infections. Identifying the active infections is essential for contact tracing and to stop the spread of the disease.

WEEK BEGINNING ON	AVERAGE POSITIVITY RATE	% CHANGE FROM PREVIOUS WEEK	METRIC MET
9/19/2021	17.1%	-3.8%	X
9/12/2021	17.8%	4.8%	X
9/5/2021	17.0%	19.1%	X
8/29/2021	14.3%		X

Data Source: PA National Electronic Disease Surveillance System (PA-NEDSS)
Citation: World Health Organization
Note: Per the Health Department, there is a data lag in reported cases and tests.
 Data through September 25, 2021 was used for this metric.



Cases have increased since 7/3. There were 534 cases on 9/15, similar to the number of cases in mid-April

METRIC
3



COVID-19 in Allegheny County

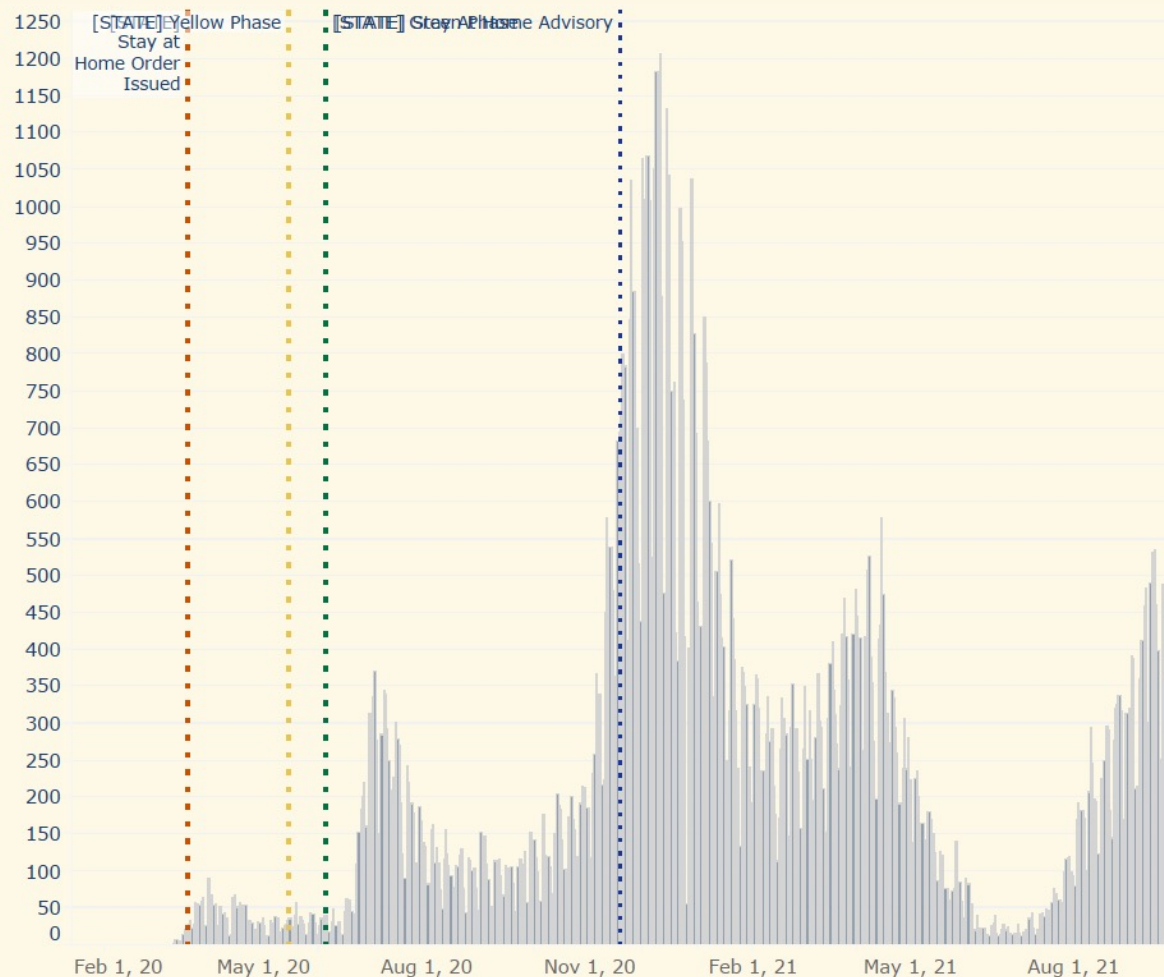
Metric #3: Declining or Low Case Counts

METRIC DEFINITION: The 14 day count of new cases is declining or is consistently low.

A declining or low case counts indicates fewer people are infected and have the ability to spread COVID-19 to others.

WEEK BEGINNING ON	COUNT OF CASES	% CHANGE FROM PREVIOUS WEEK	AVERAGE DAILY POSITIVE TEST RATE	METRIC MET
9/19/2021	2,332	-20%	17.2%	X
9/12/2021	2,912	21%	17.9%	X
9/5/2021	2,415	15%	17.1%	X
8/29/2021	2,099		14.3%	X

Data Source: PA National Electronic Disease Surveillance System (PA-NEDSS)
Citation: National Governors Association
Note: Per the Health Department, there is a data lag in reported cases and tests.
 Data through September 25, 2021 was used for this metric.



The case rate 461 per 100,000 residents on 9/21. This has increased since early July.



COVID-19 in Allegheny County

Metric #4: Case Rate

METRIC
4

METRIC DEFINITION: The 14 day count of new cases per 100,000 residents is below 50.

Similar to a low case count, a low case rate indicates fewer people are infected and have the ability to spread covid-19 to others.

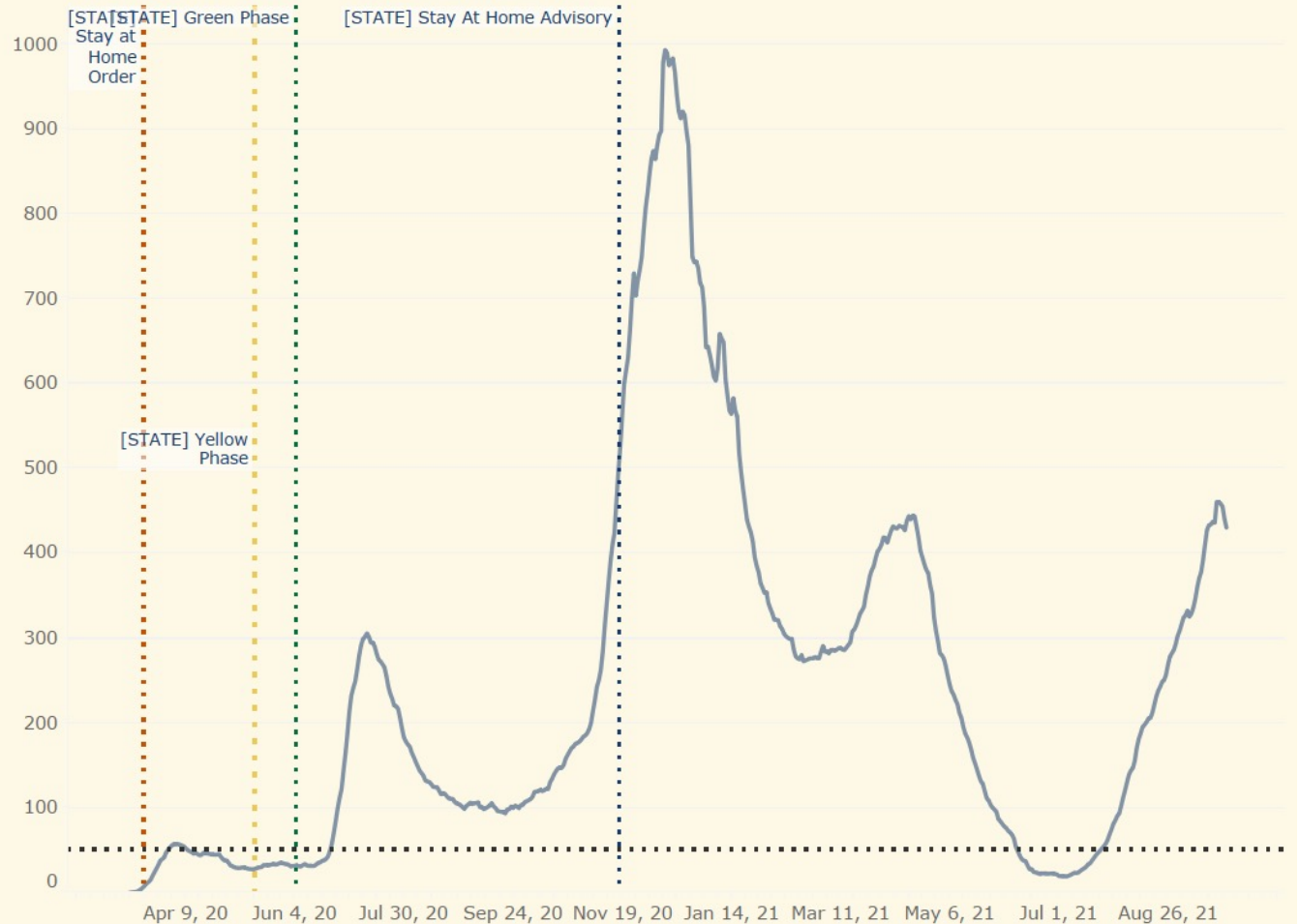
WEEK BEGINNING ON	AVERAGE COUNT OF CASES PER 100,000	% CHANGE FROM PREVIOUS WEEK	METRIC MET
9/19/2021	449	8%	X
9/12/2021	416	21%	X
9/5/2021	343	11%	X
8/29/2021	309		X

Data Source: PA National Electronic Disease Surveillance System (PA-NEDSS), 2018 US Census Bureau population estimates

Citation: State of Pennsylvania (<https://www.governor.pa.gov/process-to-reopen-pennsylvania/>)

Note: Per the Health Department, there is a data lag in reported cases and tests.

Data through September 25, 2021 was used for this metric.



Hospitalizations have increased from a low of 26 on 7/5 to 350 on 9/28. The last time it was this high was 1/23/2021.



COVID-19 in Allegheny County

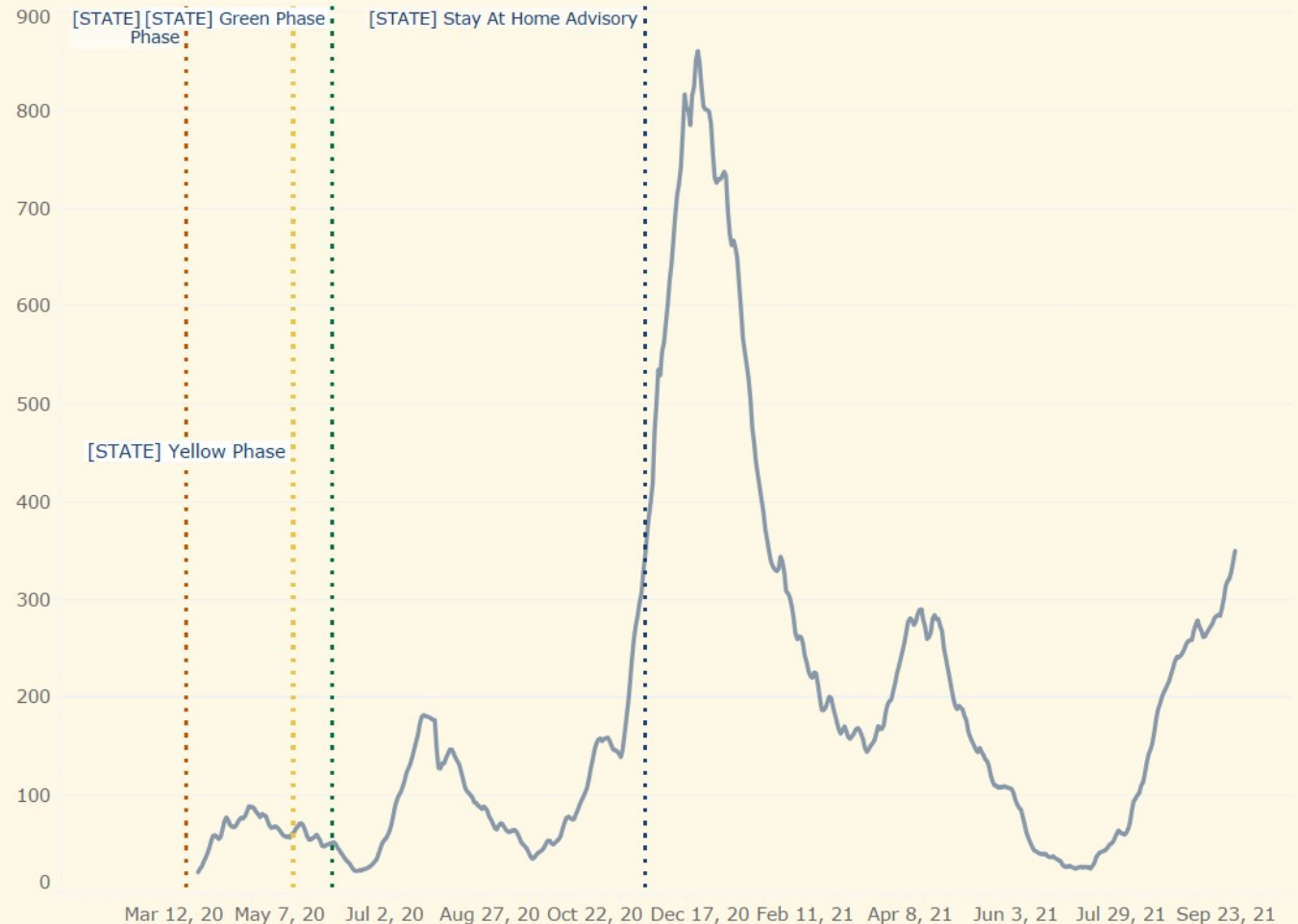
Metric #5: Decline in Hospitalizations

METRIC
5

METRIC DEFINITION: A decline in the three-day rolling average of total net hospitalizations (defined as the total number of people in the hospital on a given day) over the course of a 14-day period.

WEEK BEGINNING ON	AVERAGE WEEKLY NUMBER OF PATIENTS	% CHANGE FROM PREVIOUS WEEK	METRIC MET ON LAST DAY OF WEEK
9/22/2021	333	17%	X
9/15/2021	286	7%	X
9/1/2021	265		X

Data Source: Hospital and Health System Association of Pennsylvania
https://public.tableau.com/profile/hap_research#!/vizhome/EEIRegion/EEIRegion
Citation: Centers for Disease Control and Prevention



90% of ICU beds were in use on 9/28.



COVID-19 in Allegheny County

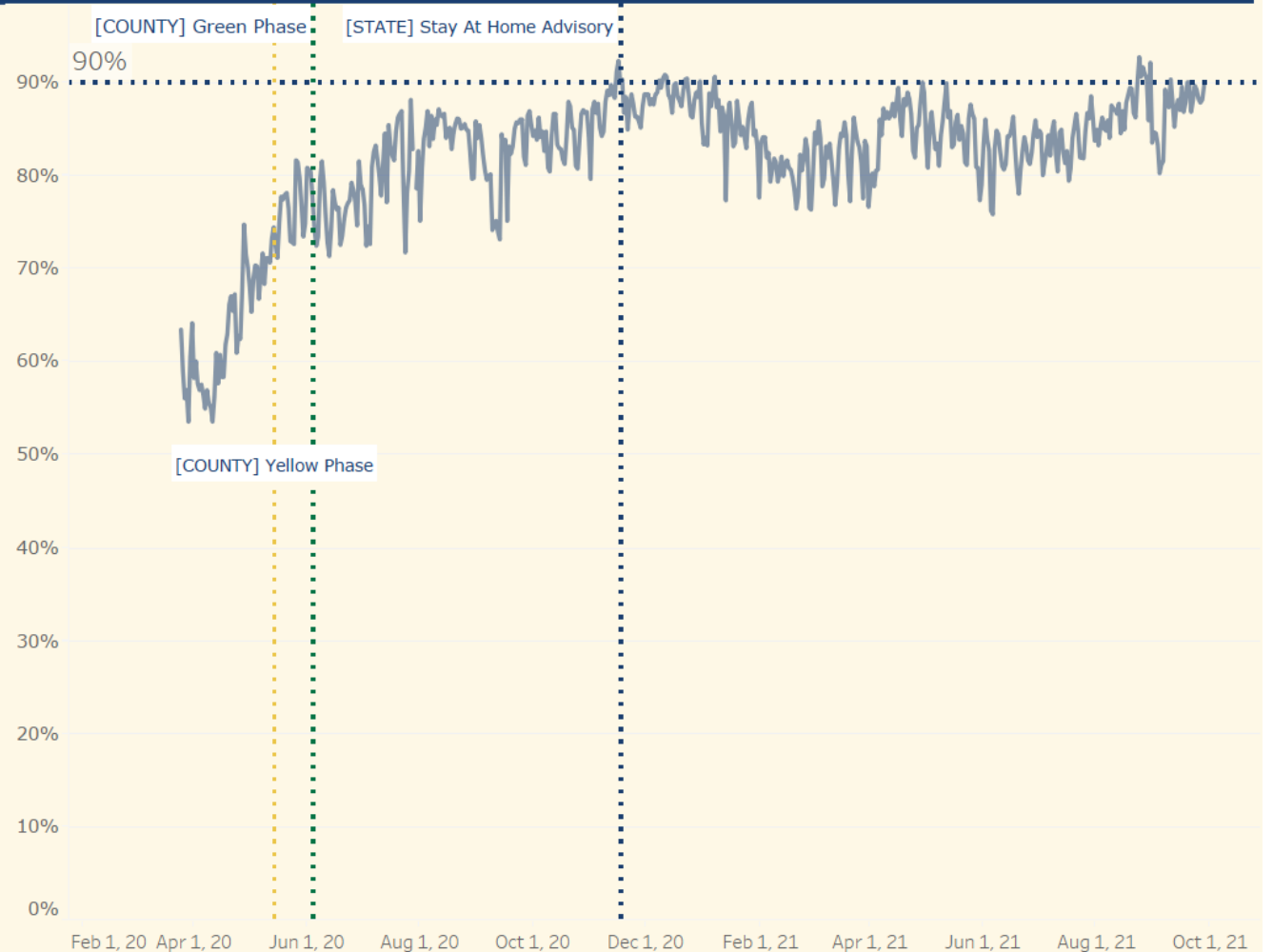
Metric #6: ICU Bed Usage

METRIC
6

METRIC DEFINITION: Percent of ICU beds that are currently occupied is less than 90%

Nearly 30% of hospitalizations for COVID-19 ultimately require critical care. Regional health care systems should both maintain sufficient bed capacity for a potential resurgence in cases and have specific ICU bed capacity.

WEEK BEGINNING ON	AVERAGE WEEKLY ICU USAGE	% CHANGE FROM PREVIOUS WEEK	METRIC MET DURING WEEK
9/15/2021	88.4%	0.6%	x
9/8/2021	87.8%	4.2%	x
9/1/2021	83.6%		x



Data Source: Hospital and Health System Association of Pennsylvania (<https://public.tableau.com/profile/hap.research#!/vizhome/EEIRegion/EEIRegion>)

Citation: State of Pennsylvania (<https://www.health.pa.gov/topics/disease/coronavirus/Pages/County-Dashboard.aspx>)

Though deaths have remained low, there has been an increase since 8/2.



COVID-19 in Allegheny County

Metric #7: Decline in Deaths

METRIC
7

METRIC DEFINITION: The daily decline in the 3 day rolling average count of deaths

WEEK BEGINNING ON	COUNT OF DEATHS	% CHANGE FROM PREVIOUS WEEK	METRIC MET ON LAST DAY OF WEEK
9/19/2021	20	11%	X
9/12/2021	18	-10%	X
9/5/2021	20	-5%	X
8/29/2021	21		X

Data Source: Hospital and Health System Association of Pennsylvania
<https://public.tableau.com/profile/hap.research#1/vizhome/EEIRegion/EEIRegion>

Citation: State of Massachusetts

Note: Per the Health Department, there is a data lag in reported cases and tests.

Data through September 25, 2021 was used for this metric.





Policy Updates

New Allegheny County Employee Vaccination Requirement



- On September 29, 2021 Allegheny County Executive Rich Fitzgerald announced that in the interest of the health and safety of the county workforce and the communities we serve, and in light of public health guidance regarding the most effective and necessary defenses against COVID-19, all county employees under the executive branch are required to receive the COVID-19 vaccination.
- Current county employees must show proof of their second dose of a two-dose COVID-19 vaccine, or proof of a one-dose vaccine on or before December 1, 2021. Employees who fail to submit proof of completed vaccination to their department Point of Contact (list of POCs attached) by December 1, 2021 will be subject to termination of employment.

Upcoming Election – Voter Registration



Election day is **Tuesday, November 2, 2021**

Polls are open on election day from **7 A.M. to 8 P.M.**

- Register to vote by **October 18, 2021**
- Request a mail-in or absentee ballot by **October 26, 2021**
- Uncertain of your voter registration status? You can look it up here.

Federal Grant Opportunity



American Rescue Plan Provider Relief Fund Phase 4 General Distribution Application period opened September 29th

\$17 billion available for distribution based on providers' lost revenue and changes in operating expenses from July 1, 2020 to March 31, 2021.

Eligible providers include:

- Behavioral health providers (e.g., substance use disorder, counseling, psychiatric services)
- Home and community-based support (e.g., housing services, care navigators, case management)
- Inpatient behavioral facilities (e.g., inpatient rehabilitation facilities, long-term acute care hospitals, other residential facilities)
- Other services (e.g., foster care, developmental disability services)

Legislative Update: Federal



- **Today, the Senate and House passed a short-term government funding bill (a Continuing Resolution), to fund the federal government in federal fiscal year 2022 until December 3rd, sending it to the President's deck for signature, averting a government shutdown.**
 - The bill includes \$6.3 billion to help resettle Afghan allies who were recently evacuated and nearly \$29 billion in aid to communities recovering from major disasters like Hurricane Ida.
 - Congress has not yet dealt with the debt limit, which needs to be raised or suspended by October 18th.
- **Uncertain fate for the traditional infrastructure bill and social spending package as they're caught in a polarized political fight.**

State General Assembly News



- **PA House of Representatives and Senate returned to session the week of September 20th.**
- **General Assembly majority leaders announce legislative priorities for fall session, including:**
 - Legislation to allow local school districts to opt out of mask mandates
 - Extension of tele-medicine waivers allowed under the COVID disaster declaration
 - Support for a “forensic election audit” by the Senate Intergovernmental Operations Committee
 - Decisions about spending plan for the remaining \$5 billion in American Rescue Plan (ARP) dollars received by the state
- **Legislation introduced to allow child welfare report retention for 30 years.**
 - Legislation, HB 1844, recently introduced in the House at the request of the PA Office of Children, Youth and Families, seeks to amend child welfare record-keeping practices (Title 23) that govern the state agency’s ability to retain records.
 - Currently, counties can keep child welfare report records indefinitely, but the state cannot.

State General Assembly News



- **Legislation (HB 1861) passed yesterday will keep all suspensions under the Department of Health, Department of Human Services, and the Bureau of Professional and Occupational Affairs in place until March unless Gov. Wolf and the agencies decide to terminate them sooner. Waivers extended include those that:**
 - enable patients to access care via telemedicine, which as of now is neither allowed nor prohibited in Pennsylvania law, creating a gray area for health-care providers and insurance companies
 - bypass narcotic take home medication limitations
 - allow out-of-state practitioners to treat patients in Pennsylvania
 - permit retired or lapsed professionals to return to medicine
 - expand who can give a vaccine
- **Lawmakers have directed state agencies to post a report listing which waivers were and were not extended by Nov. 1.**

Legislative Update: Local



Allegheny County has allocated \$99.75 million of American Rescue Plan Fiscal Recovery Funds

- **Investments include:**
 - \$9 million for mental health crisis prevention and response
 - \$5.5 million for safety improvements in congregate settings including shelters, group homes and residential facilities
- **County's Fiscal Recovery Fund dashboard with high-level 2021 spending plan**
- **County received a total allocation of approximately \$380 million which is available to be spent through December 31, 2024.**

Active Solicitations



RFP for Housing and Healthcare Coordinated Programs for U.S. Department of Housing and Urban Development (HUD) 2021 Bonus Funding

- Proposals due at 3 p.m. Eastern Time on Friday, October 8

RFI for a Racial Equity Training and Support Directory

- The quarterly response deadline for this ongoing RFI is Wednesday, December 15 at 3 p.m.

RFQ for Forensic Psychological and/or Psychiatric Evaluators

- Applications due at 3 p.m. Eastern Time on Tuesday, March 1

[Link to DHS Solicitations](#)



Presentations



Suicide in Allegheny County

This next presentation will include discussion of self-harming behavior such as suicide and self-inflicted injuries.

Allegheny County DHS acknowledges that this content may be difficult and encourages you to do what is necessary to care for your safety and well-being.

If you need to step away, the next presentation will begin in 10 minutes.



September is Suicide Prevention Month

See Appendix for Resources



SAFE

(Suicide Awareness for Everyone)



SAFE Task Force

Mission Statement:

- Facilitate and provide connections to trainings as well as to community and national resources
- Bring awareness to and break the stigma of death by suicide in Allegheny County
- Identify and support individuals most at risk of death by suicide
- Provide specific culturally sensitive support, resources and trainings for individuals and families of all communities





Breaking the Silence: Understanding Suicide

A Free Virtual Conference sponsored by S.A.F.E.

Friday, October 22, 2021

9 AM – 3 PM

A Community Wide Symposium on Suicide: Every Life Matters. Together We Can Make A Difference.

Featuring a viewing of the documentary film "The S Word," followed by a discussion with the director, panel discussions and workshops led by leaders in the field.

Register here: <https://acdhs.org/SAFE>

For more information, visit the newly launched SAFE Task Force website: www.safepgh.org.



Presentation



2020 Census

Chris Briem,

University Center for Social & Urban Research



University of Pittsburgh

2020 Census Preliminary Overview for Allegheny County

September 30, 2021

Christopher Briem

Program in Urban and Regional Analysis

University Center for Social and Urban Research

University of Pittsburgh

cbriem@pitt.edu



Today

- What do we know so far from the 2020 Census?... and what we don't?
- Demographic change in Allegheny County and the Pittsburgh region
- Demographic Change within Allegheny County

UCSUR: University Center for Social and Urban Research Program in Urban and Regional Analysis

- Demographic and Economic forecasting for the Pittsburgh region: Pittsburgh REMI Model
- Focus on regional economic competitiveness
- Academic and applied research
- Current projects include: Update of the omnibus *State of Aging in Allegheny County*
- Leverages UCSUR programs in: Survey Research, Gerontology, Environmental/GIS research and Qualitative Research

2020 Decennial Census: Old and New Challenges

- First time online response could be used
- Growing reluctance to provide data
- Differential policy and what it means
- Attempt to add citizenship question
- Litigation and other politics
- Covid, Covid, Covid...
- Where are the college students?

What 2020 Decennial Census data has been released?

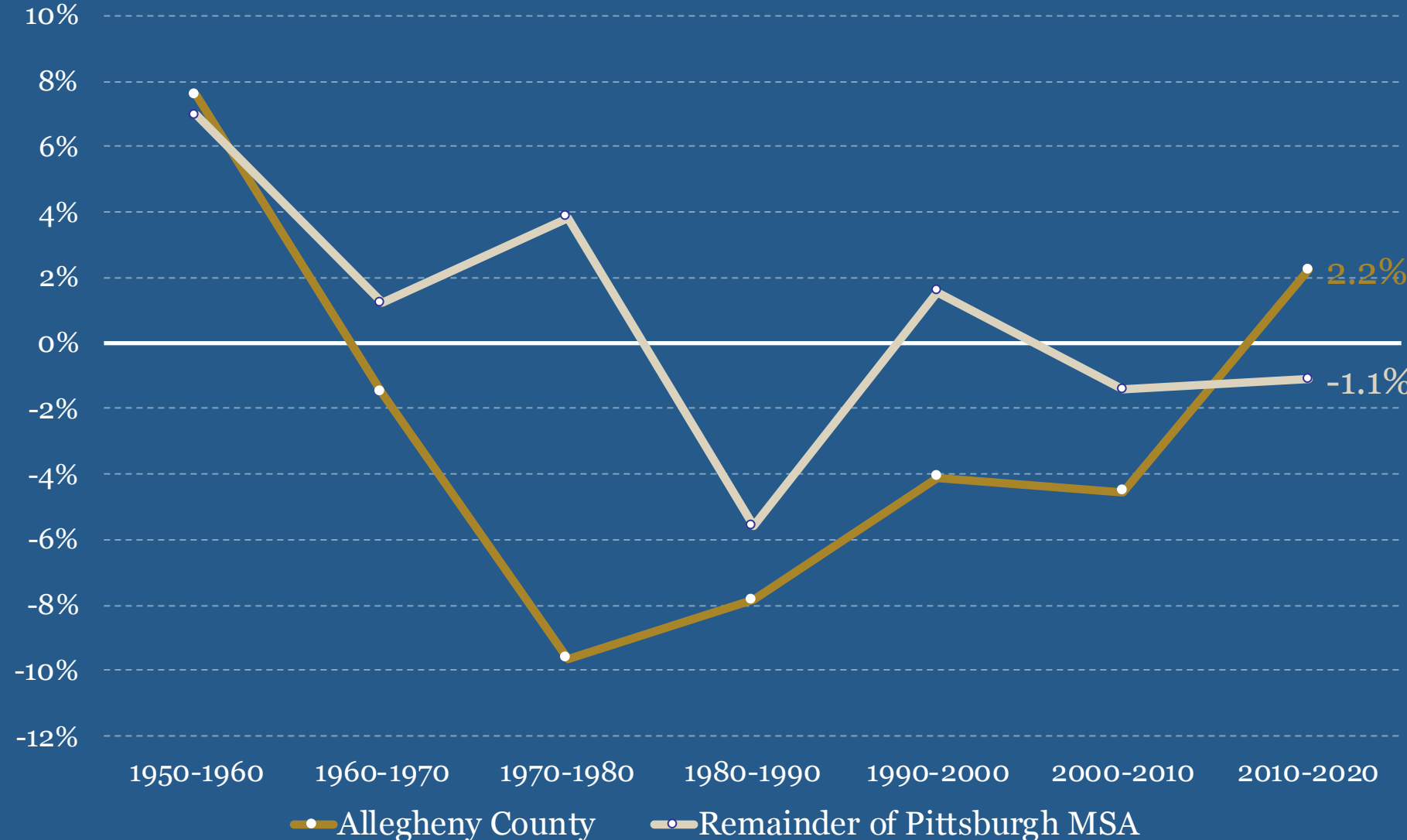
- Only data released to date: PL 94-171 data intended for political redistricting
- Detailed population by race data down to census block
- Almost no age data yet
- Reminder: no *long form* data any longer, still need to use American Community Survey (ACS)*

What is this population growth you speak of?

	2010	2020	Change 2010-20	
Allegheny	1,223,348	1,250,578	+27,230	+2.2%
Armstrong	68,941	65,558	-3,383	-4.9%
Beaver	170,539	168,215	-2,324	-1.4%
Butler	183,862	193,763	+9,901	+5.4%
Fayette	136,606	128,804	-7,802	-5.7%
Washington	207,820	209,349	+1,529	+0.7%
Westmoreland	365,169	354,663	-10,506	-2.9%
Pennsylvania	12,702,379	13,002,700	+300,321	+2.4%
United States	308,745,538	331,449,281	+22,703,743	+7.4%

Annual Population Change

Allegheny County and the Pittsburgh MSA 1950-2020



Compiled from: Decennial Census, various years

Not all Population Change is Equal

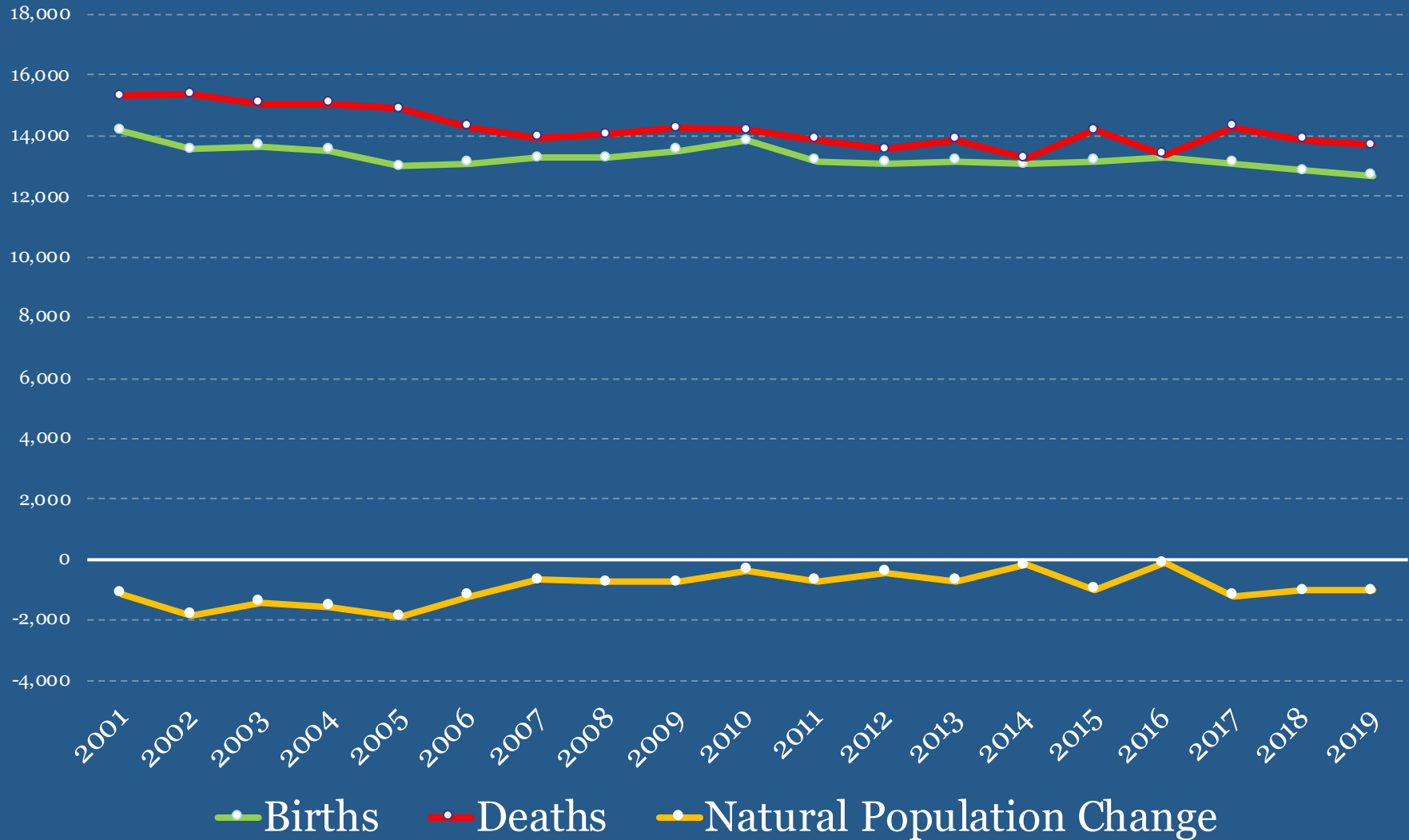
1950s

- Peak baby boom births (US) in 1957
- Intra-regional outmigration/suburbanization had begun, but not yet peaked

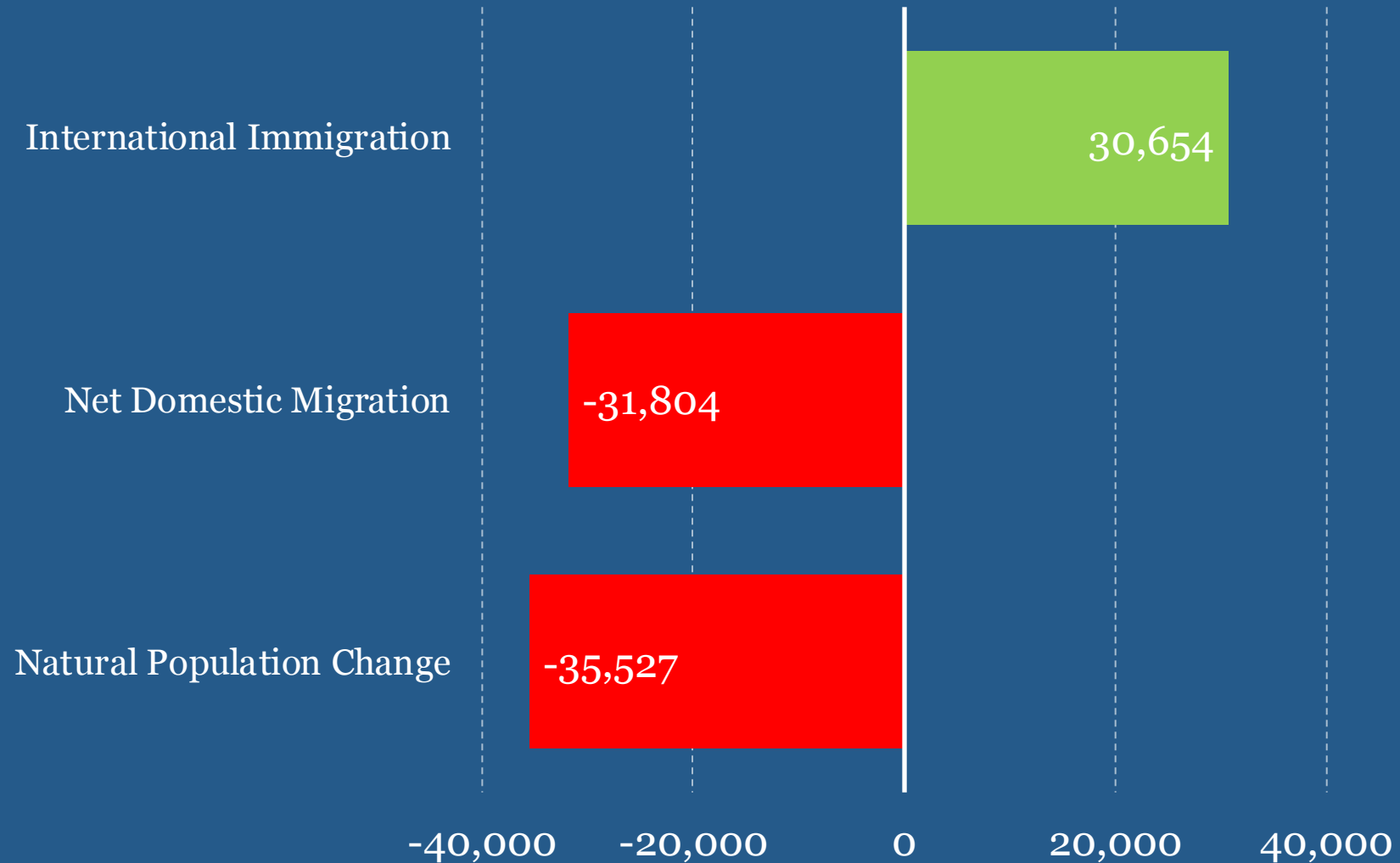
Allegheny County: 2010-2019

- Natural Population Change: estimated at minus 6-8K
- Any growth has to be coming from migration

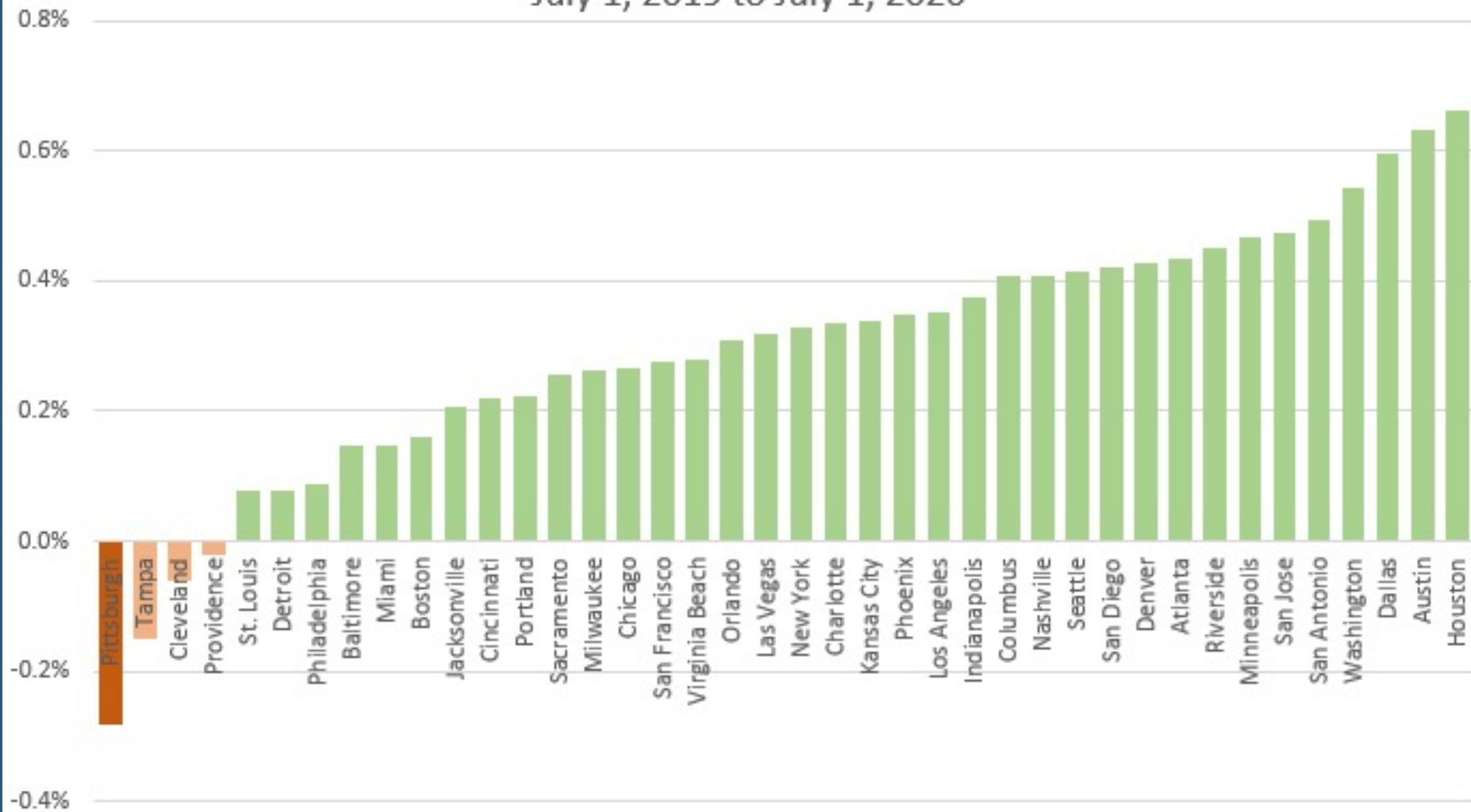
Annual Natural Population Change Allegheny County 2001-2019



Components of Demographic Change Pittsburgh MSA 2010-2019



Natural Population Change as % of Total Population 40 Largest Metropolitan Statistical Areas July 1, 2019 to July 1, 2020

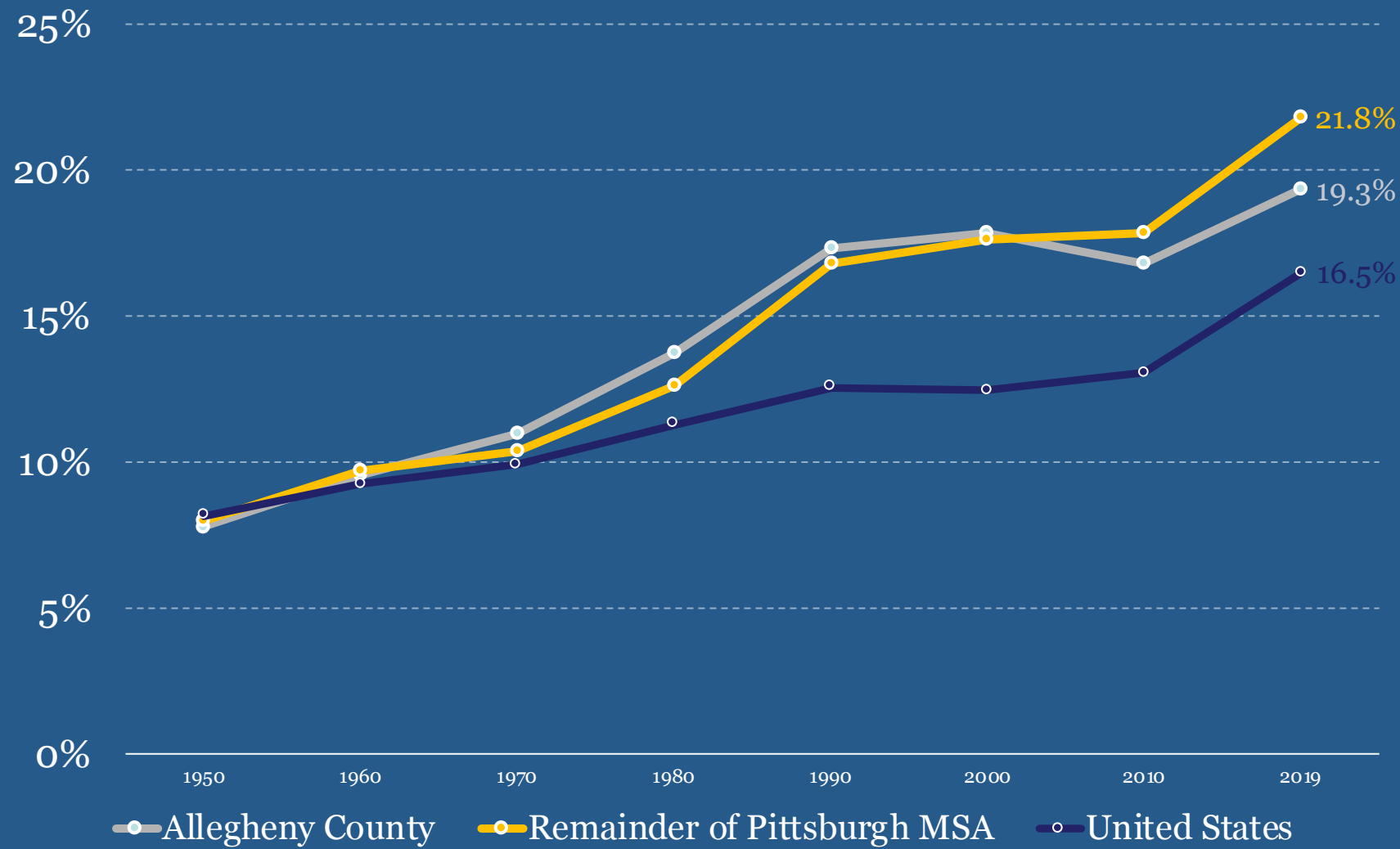


Natural Population Change is the net of births minus deaths.

Compiled from Census Bureau Population Estimates Program, @chrisbriem - May 2021

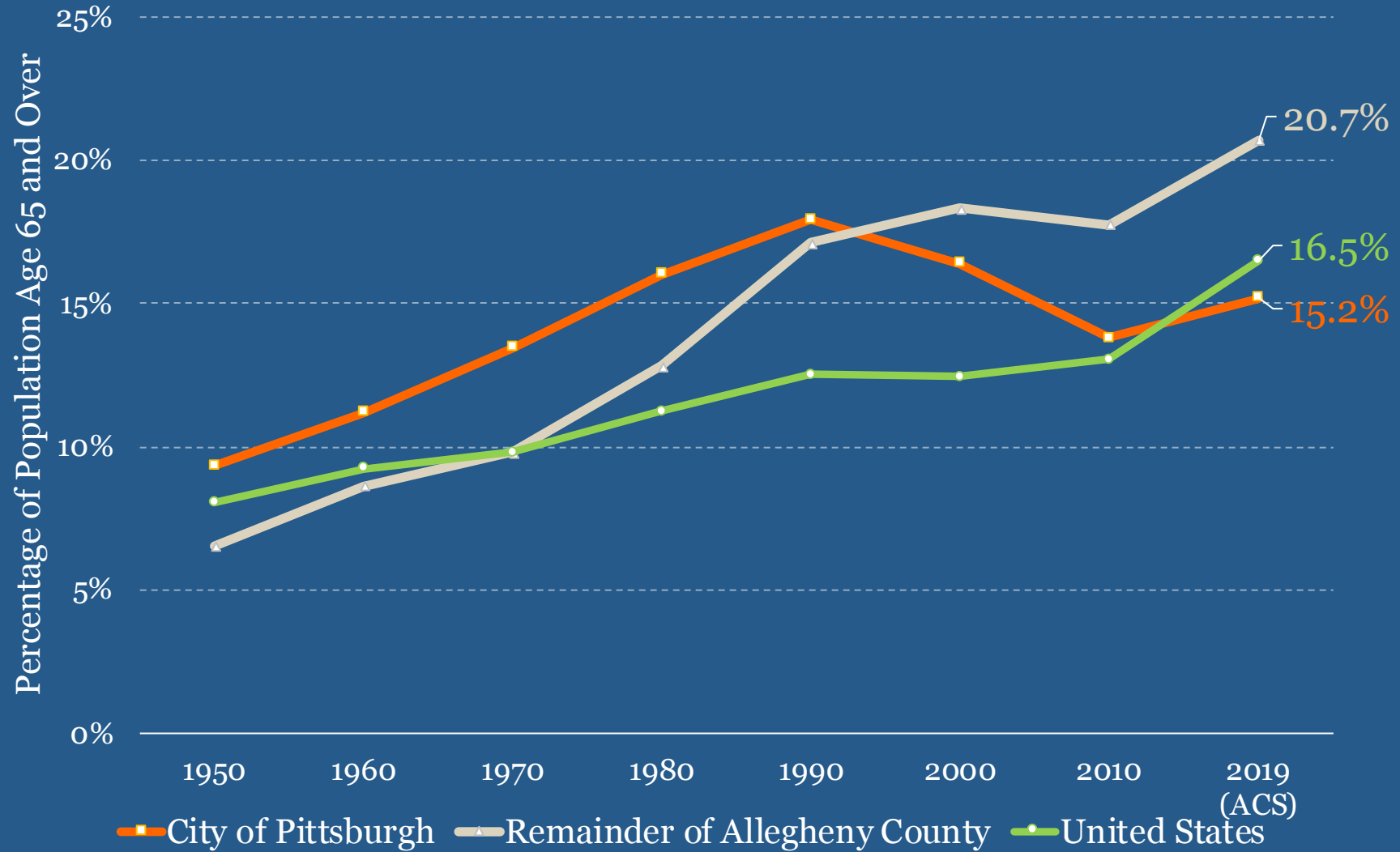
Aging in the Pittsburgh Region

Percentage Age 65 and Over 1950-2019



Compiled from: 1950-2010: Decennial Census, various years; 2019: 1-year ACS estimates (pending 2020 data)

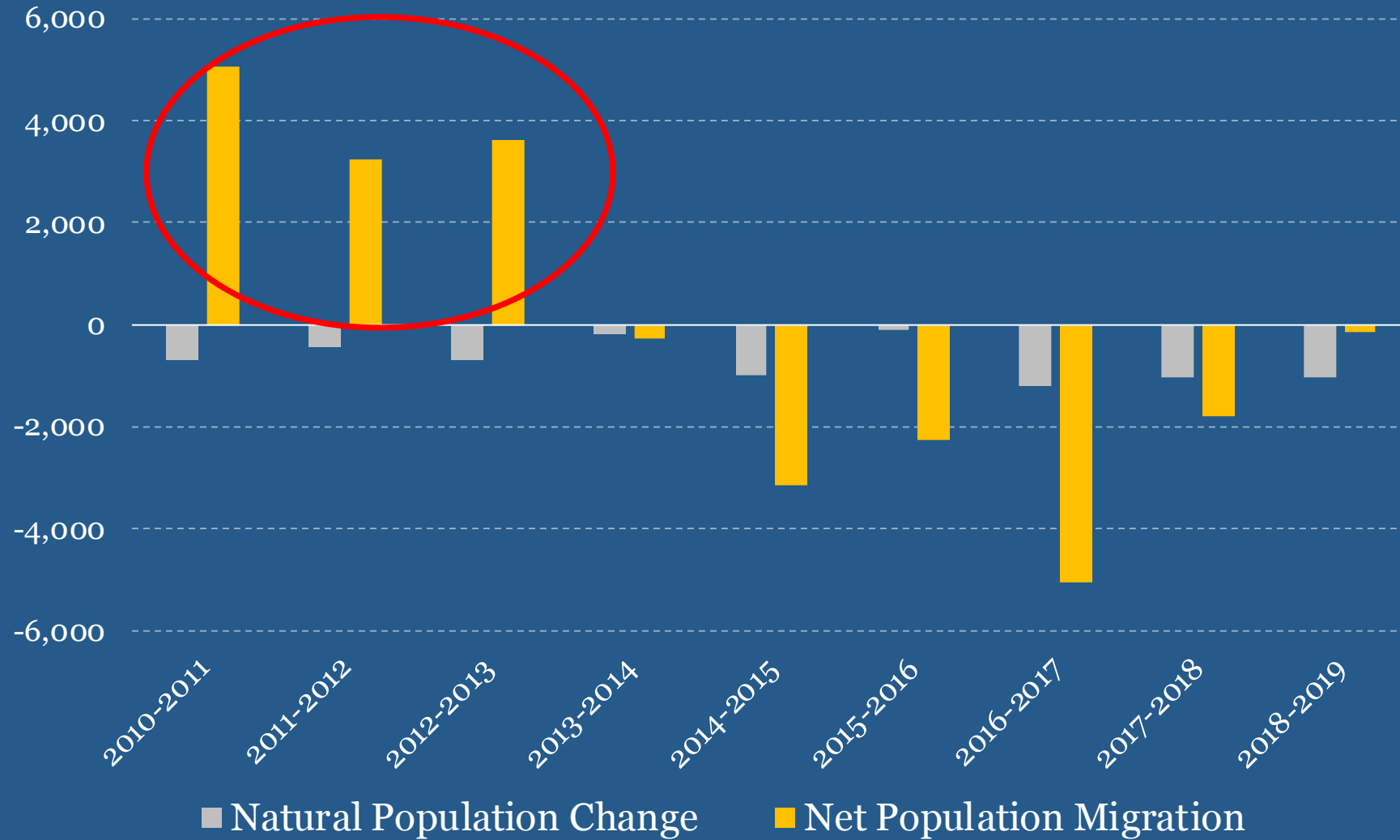
Same but let's look at the city of Pittsburgh



Sources: 1950-2010: Decennial Census various years; 2019: 1-year American Community Survey Estimate

Components of Population Change

Allegheny County: 2010-2019*



Allegheny County Migration Flows within the Pittsburgh MSA 2018-2019

<u>County</u>	<u>Outflows</u>	<u>Inflows</u>	<u>Net Migration</u>
Butler	2,843	1,726	-1,117
Westmoreland	3,890	2,881	-1,009
Washington	2,947	2,083	-864
Beaver	1,796	1,391	-405
Fayette	267	281	14
Armstrong	259	309	50

Race and Ethnicity

Allegheny County 2010-2020

	2010	2020	Change 2010-20	
Total Population	1,223,313	1,250,578	+27,265	2%
Non-Hispanic				
White Alone	986,183	938,252	-47,931	-5%
Black Alone	159,998	161,554	+1,556	1%
American Indian and Alaska Native	1,426	1,305	-121	-8%
Asian Alone	33,941	58,318	+24,377	72%
Native Hawaiian and Pacific Islander	251	304	53	21%
Other Alone	2,098	6,064	+3,966	189%
Multi Race	20,348	50,456	+30,108	148%
Hispanic	19,069	34,325	+15,256	80%

Race and Ethnicity Within Allegheny County 2010-20

	City of Pittsburgh				Remainder of Allegheny County			
	2010	2020	Change		2010	2020	Change	
Total Population	305,740	302,971	-2,769	-1%	917,573	947,607	30,034	3%
Non Hispanic								
White Alone	198,219	187,099	-11,120	-6%	787,964	751,153	-36,811	-5%
Black Alone	78,848	68,314	-10,534	-13%	81,150	93,240	12,090	15%
Asian Alone	13,395	19,745	6,350	47%	20,546	38,573	18,027	88%
Other Race	1,424	2,652	1,228	86%	2,351	5,021	2,670	114%
Multi Race	6,890	13,541	6,651	97%	13,458	36,915	23,457	174%
Hispanic	6,964	11,620	4,656	67%	12,105	22,705	10,600	88%

Race and Ethnicity Within Allegheny County 2010-20

	City of Pittsburgh				Remainder of Allegheny County			
	2010	2020	Change	%	2010	2020	Change	%
Total Population	305,740	302,971	-2,769	-1%	917,573	947,607	30,034	3%
Non Hispanic								
White Alone	198,219	187,099	-11,120	-6%	787,964	751,153	-36,811	-5%
Black Alone	78,848	68,314	-10,534	-13%	81,150	93,240	12,090	15%
Asian Alone	13,395	19,745	6,350	47%	20,546	38,573	18,027	88%
Other Race	1,424	2,652	1,228	86%	2,351	5,021	2,670	114%
Multi Race	6,890	13,541	6,651	97%	13,458	36,915	23,457	174%
Hispanic	6,964	11,620	4,656	67%	12,105	22,705	10,600	88%

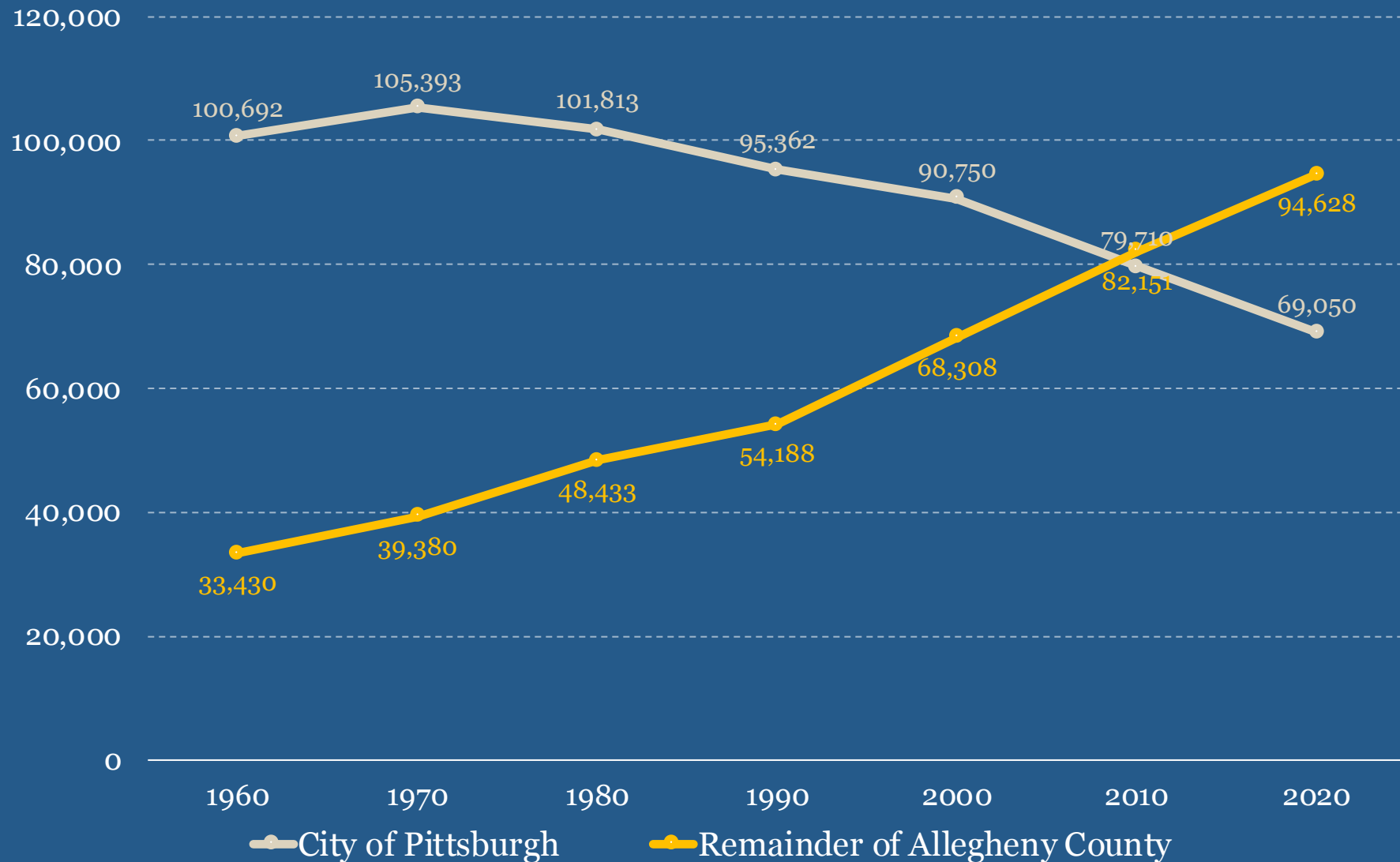
Race and Ethnicity Within Allegheny County 2010-20

	City of Pittsburgh				Remainder of Allegheny County			
	2010	2020	Change	%	2010	2020	Change	%
Total Population	305,740	302,971	-2,769	-1%	917,573	947,607	30,034	3%
Non Hispanic								
White Alone	198,219	187,099	-11,120	-6%	787,964	751,153	-36,811	-5%
Black Alone	78,848	68,314	-10,534	-13%	81,150	93,240	12,090	15%
Asian Alone	13,395	19,745	6,350	47%	20,546	38,573	18,027	88%
Other Race	1,424	2,652	1,228	86%	2,351	5,021	2,670	114%
Multi Race	6,890	13,541	6,651	97%	13,458	36,915	23,457	174%
Hispanic	6,964	11,620	4,656	67%	12,105	22,705	10,600	88%

Race and Ethnicity Within Allegheny County 2010-20

	City of Pittsburgh				Remainder of Allegheny County			
	2010	2020	Change		2010	2020	Change	
Total Population	305,740	302,971	-2,769	-1%	917,573	947,607	30,034	3%
Non Hispanic								
White Alone	198,219	187,099	-11,120	-6%	787,964	751,153	-36,811	-5%
Black Alone	78,848	68,314	-10,534	-13%	81,150	93,240	12,090	15%
Asian Alone	13,395	19,745	6,350	47%	20,546	38,573	18,027	88%
Other Race	1,424	2,652	1,228	86%	2,351	5,021	2,670	114%
Multi Race	6,890	13,541	6,651	97%	13,458	36,915	23,457	174%
Hispanic	6,964	11,620	4,656	67%	12,105	22,705	10,600	88%

Black Population in Allegheny County, 1960-2019



2010 data forward is Black-Alone Population

Things to keep in mind

- Census post-survey enumeration estimated Allegheny County over-counted in 2010 (0.37% or ~4,400)
- Similar overcount in 1990 and 2000 results
- COVID, imputation of group quarters adjustments may have bigger impact this decennial census
- Decade-long period tends to miss shifting trends within the decade

Some resources:

- I have 2010 and 2020 population data by municipality and city of Pittsburgh neighborhood online at WPRDC
- <https://data.wprdc.org/> -> (search for '2020' in search bar)





Next Meeting

10/28/21
4:30 – 5:30 p.m.

Key Contacts



Questions for the Allegheny County Health Department

- <https://www.alleghenycounty.us/healthdepartment/index.aspx>

Questions for DHS

- DHS-COVID19Planning@alleghenycounty.us
- Use the subject field to indicate if your qq is about CYF, Aging, BH, CYF, ID, Community Services or DHS operations (e.g., contracting, payment)

Key DHS staff

- Payment inquiries: Dan Evancho Dan.Evancho@alleghenycounty.us
- Contract inquiries: Kathy.Heinz@alleghenycounty.us or Laura.Brigido@alleghenycounty.us

United Way 2-1-1

- For basic needs assistance or general COVID-19 inquiries call the 24/7 COVID19 Hotline at 1-888-856-2774. Language services available.



Appendix

Resources



Creating Hope through Action

A Resource Guide supported by the Jana Marie Foundation, Aavidum, Prevent Suicide PA, Pennsylvania Network for Student Assistance Services (PNSAS) and Garrett Lee Smith (GLS) Youth Prevention Grant

<https://janamariefoundation.org/wp-content/uploads/2021/08/Suicide-Prevention-Guide-2021-final.pdf>

Resources



Youth Helpline

- Teen specific, 24/7 suicide prevention hotline
- Call or text 1-800-448-3000
- <https://www.yourlifeyourvoice.org>

COPLINE

- National law enforcement officer crisis hotline for LEOs and their families
- 1-800-267-5463 (24/7)

Resolve Crisis Network

- Crisis intervention and stabilization services, offered via telephone, mobile team and walk-in
- 1-800-796-8226 (24/7)

Resources



Trans Lifeline

- By transgender people for transgender people
- 1-877-565-8860 (24/7)

The Trevor Project ([the trevorproject.org](http://the-trevorproject.org).)

- LGBTQ-trained counselors answer calls 24/7 at 1-866-488-7386
- TrevorText: text Trevor to 1-202-304-1200 (Thursday and Friday, 4-8 pm EST)
- TrevorChat: online portal available 3-9 pm EST every day

National Suicide Prevention Lifeline

- 1-800-273-8255 (24/7) – Veterans select Option 1

Vaccine Resources for Older Adults



[CDC guidance on booster shots](#)

[Vaccines.gov](#) to find a vaccine provider near you

[Free transit programs](#) for seniors and people with disabilities

[How to request immunization records](#) for those who lost their vaccination cards

<https://www.cdc.gov/coronavirus/2019-ncov/vaccines/booster-shot.html>

From PA Department of Health